



HAL
open science

All-Optical Bose-Einstein Condensates in Microgravity

Gabriel Condon, Martin Rabault, Brynle Barrett, Laure Chichet, Romain Arguel, Hodei Eneriz-Imaz, Devang S. Naik, Andrea Bertoldi, Baptiste Battelier, Arnaud Landragin, et al.

► **To cite this version:**

Gabriel Condon, Martin Rabault, Brynle Barrett, Laure Chichet, Romain Arguel, et al.. All-Optical Bose-Einstein Condensates in Microgravity. *Physical Review Letters*, 2019, 123, pp.240402. 10.1103/PHYSREVLETT.123.240402 . hal-02379601

HAL Id: hal-02379601

<https://iogs.hal.science/hal-02379601v1>

Submitted on 22 May 2023

HAL is a multi-disciplinary open access archive for the deposit and dissemination of scientific research documents, whether they are published or not. The documents may come from teaching and research institutions in France or abroad, or from public or private research centers.

L'archive ouverte pluridisciplinaire **HAL**, est destinée au dépôt et à la diffusion de documents scientifiques de niveau recherche, publiés ou non, émanant des établissements d'enseignement et de recherche français ou étrangers, des laboratoires publics ou privés.

All-Optical Bose-Einstein Condensates in Microgravity

G. Condon¹, M. Rabault¹, B. Barrett, L. Chichet, R. Arguel, H. Eneriz-Imaz, D. Naik, A. Bertoldi², B. Battelier, and P. Bouyer
 LP2N, Laboratoire Photonique, Numérique et Nanosciences, Université Bordeaux–IOGS–CNRS:UMR 5298,
 1 rue François Mitterrand, 33400 Talence, France

A. Landragin²
 LNE-SYRTE, Observatoire de Paris, Université PSL, CNRS, Sorbonne Université,
 61 avenue de l'Observatoire, 75014 Paris, France

(Received 24 June 2019; published 13 December 2019)

We report on the all-optical production of Bose-Einstein condensates in microgravity using a combination of grey molasses cooling, light-shift engineering and optical trapping in a painted potential. Forced evaporative cooling in a 3-m high Einstein elevator results in 4×10^4 condensed atoms every 13.5 s, with a temperature as low as 35 nK. In this system, the atomic cloud can expand in weightlessness for up to 400 ms, paving the way for atom interferometry experiments with extended interrogation times and studies of ultracold matter physics at low energies on ground or in Space.

DOI: 10.1103/PhysRevLett.123.240402

The ability to produce ultracold matter and macroscopic quantum systems with laser cooling and evaporation techniques [1,2] has brought about new physics predicted by quantum mechanics. It has also enabled new tests of fundamental physics by using matter waves for precision measurements. Today, Bose-Einstein condensates (BECs) [3] are employed as complex tools to test condensed matter phenomena, such as mimicking electronic solid state systems with atoms trapped in optical potentials [4]. Producing and controlling ultra-cold matter has also lead to ground-breaking methods for measuring inertial effects [5,6], time and frequency standards [7], and fundamental physical constants [8] with high precision. This quantum toolbox opens exciting new prospects for inertial navigation [9], geodesy [10], tests of general relativity [11], and the detection of gravitational waves [12] and dark energy [13,14].

For all of these applications, gravity can be the ultimate limiting factor. The extremely low temperatures required to study some quantum phases of matter such as antiferromagnetism [15] are usually limited by gravitational sag. Temperatures of a few nK or below also correspond to very low energy and require long observation times hardly attainable under gravity. Finally, matter-wave interferometers require extended interrogation time [16] to increase their sensitivity. Circumventing gravity can be achieved by using external forces to compensate the downward pull [17,18] or to levitate the atoms [19]. In each case, the additional magnetic or optical fields used to launch or hold the atoms against gravity results in residual perturbations. Moreover, when a magnetic field is used to support neutral atoms against the gravitational force, there is always a residual curvature which limits the adiabatic

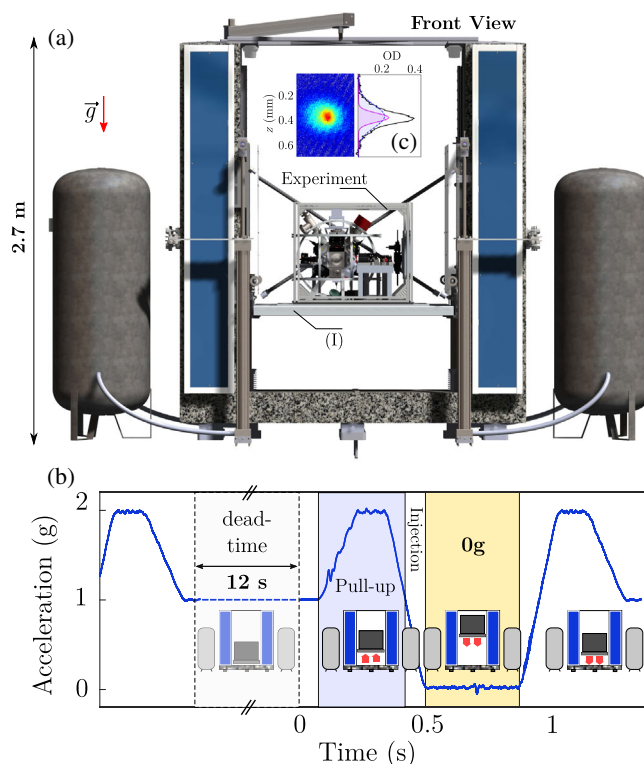


FIG. 1. (a) Schematic of the Einstein elevator. The payload (I), including the science chamber, cooling beam optics, and imaging system, is driven vertically along two air-bearing translation stages. (b) Acceleration profile of the science chamber for sequential parabolas of 400 ms, separated by a dead time of 12 s required to let the motors cool down. (c) Absorption image of the BEC transition after a time of flight of 50 ms in 0 g. The projection of the vertical axis shows the typical double structure of the cloud. The blue (violet) curve is a least-squares fit to the thermal distribution (condensed fraction).

decompression of the trap [20]. Extended free fall times can be achieved by launching atoms upward in an atomic fountain [21]. Another method consists of letting the whole experiment fall freely under gravity, e.g., in a drop tower [22], during parabolic flight in an aircraft [23] or a sounding rocket [24], or on the International Space Station [25]. Until now, BEC production on these platforms has been realized only with magnetic traps using atom chip technology.

In this Letter, we present an alternative method where ^{87}Rb BECs are produced all optically on an Einstein elevator, as shown in Fig. 1. Our method relies on the combination of three optical techniques. First, we use a Λ -enhanced grey molasses on the $5^2S_{1/2} \rightarrow 5^2P_{3/2}D_2$ transition to create a reservoir of cold atoms [26]. Second, our 1550 nm optical dipole trap (ODT) creates a transparency volume due to a strong light shift of the $5^2P_{3/2}$ excited state that results from coupling with the $5^2D_{5/2}$ state [27]. In this way, it is possible to store the atoms in the dipole trap without emission and reabsorption of near-resonant photons [28]. Third, we create a time-averaged or *painted* potential by spatially modulating the ODT beam. This technique leads to both a high capture volume and fast evaporative cooling with a high collision rate [29]. We produce a BEC in 1.4 s with a critical temperature of 140 nK before the Einstein elevator reaches the microgravity (0 g) phase of its trajectory.

Our experimental apparatus has been previously developed for parabolic flights onboard the Novespace Zero-G aircraft [5,23]. It comprises fiber-based lasers, an ultrastable frequency source and a titanium science chamber housed inside a magnetic shield [Fig. 1(a)]. The MOT magnetic field is generated by a pair of coils fixed on the vacuum chamber. Figure 2 shows the optical layout of the crossed ODT beams, which are derived from a $\lambda_D = 1550$ nm amplified fiber laser delivering up to 23 W. After a first telescope, an acousto-optic modulator (AOM) is used to control the optical power and to spatially modulate the beams for the painted potential. A second telescope adapts the beam profile to obtain a beam waist of $w_0 = 45 \mu\text{m}$ at the location of the atoms. The trap is formed by two beams crossed at an angle of 70° . The key advantage of the painted potential is to break the fixed power-law relationship between the trap depth U and the frequencies ω by modifying the shape of the trap. We restrict the discussion to pure harmonic traps. In the case of a spatially modulated single-beam ODT, the trap frequencies can be expressed as $\omega_{\text{mod}}^2 = [(8\alpha P)/(\pi m w_0^4)] f_\omega(h/w_0)$ in the direction of the spatial modulation, $\omega_\perp^2 = [(8\alpha P)/(\pi m w_0^4)] f_U(h/w_0)$ in the transverse direction, $\omega_z^2 = [(4\alpha P)/(\pi m w_0^2 z_R^2)] f_\omega(h/w_0)$ along the propagation of the beam, and the trap depths are given by $U = [(2\alpha P)/(\pi w_0^4)] f_U(h/w_0)$. Here α is the polarizability of the atomic ground state at λ_D , P is the optical power, m is the atomic mass, $z_R = \pi w_0^2/\lambda_D$ is the Rayleigh length, and h is the amplitude of the spatial modulation. The

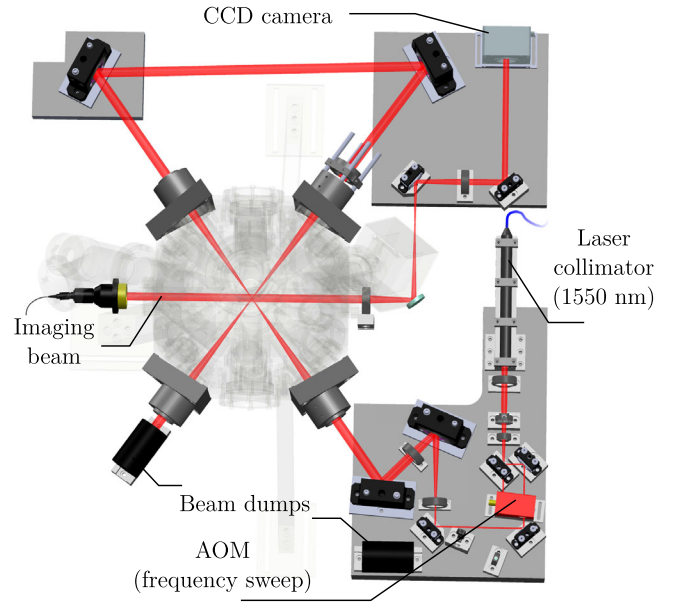


FIG. 2. Details of the painted optical trap composed of two crossed beams and the imaging system.

functions $f_\omega(h/w_0)$ and $f_U(h/w_0)$ are the fractional reduction factors due to the spatial modulation of the beam [29]. The capture volume is proportional to h^2 and can be increased with a good trade-off on the trap depth U due to the factor $f_U(h/w_0)$.

We first load a 3D magneto-optical trap of approximately 5×10^7 ^{87}Rb atoms from background vapour in 4 s. After switching the MOT coils off, atoms are cooled further by shifting the cooling beam detuning to $\Delta = -140$ MHz relative to the $|5^2S_{1/2}, F = 2\rangle \rightarrow |5^2P_{3/2}, F' = 3\rangle$ transition, while keeping the repumping beam near resonance with $|5^2S_{1/2}, F = 1\rangle \rightarrow |5^2P_{3/2}, F' = 2\rangle$. This repump frequency is derived from the cooling beam using a fibered electro-optic modulator (EOM) operating at 6.56 GHz. We then turn on the ODT with a spatial modulation amplitude of $h = 300 \mu\text{m}$. The frequency of the cooling beam is then shifted further to $\Delta = -240$ MHz, and we tune the repump to satisfy the Raman condition between $|F = 1\rangle$ and $|F = 2\rangle$ at a frequency difference of 6.834 GHz. This results in Λ -enhanced cooling and efficient ODT loading—combining the effects of grey molasses and velocity-selective coherent population trapping [26].

Outside the dipole trap [30], grey molasses cooling results from a spatially varying light shift that allows moving atoms to undergo a Sisyphus-like cooling process until being optically pumped to a dark state |DS>. Atoms stay in |DS) until velocity-induced motional coupling brings them back to a bright state where cooling begins again. The lifetime of |DS), where atoms do not scatter light, sets the minimum achievable temperature. For the $|F = 2\rangle \rightarrow |F' = 2\rangle$ transition, only the ground states $|m_F = 0, p = 0\rangle$ and $|m_F = \pm 2, p = \pm 2\hbar k\rangle$ are coupled,

where m_F is a magnetic quantum number, p is the momentum, and k is the wave vector of the cooling light. Hence, the dark state can be written as the superposition of three momentum states $|\text{DS}\rangle = (1/\sqrt{3})(|-2, -2\hbar k\rangle - |0, 0\rangle + |2, 2\hbar k\rangle)$. As a result of this superposition, $|\text{DS}\rangle$ is very short lived which limits the minimum temperature. In the Λ -enhanced scheme, the second laser is blue detuned from $|F = 1\rangle \rightarrow |F' = 1\rangle$, and is phase locked to the first laser via the EOM. Consequently, $|\text{DS}\rangle$ will mix with states in the $F = 1$ manifold, forming a more complex but longer-lived noncoupled state $|\text{NC}\rangle = (\Omega_H|G\rangle - \Omega_G|H\rangle) / \sqrt{\Omega_G^2 + \Omega_H^2}$ where cold atoms are stored for larger durations—enhancing the cooling effect. Here, $|G\rangle$ and $|H\rangle$ represent superpositions of different magnetic sub-levels within the $F = 1$ and $F = 2$ manifolds, and $\Omega_{G,H}$ are effective optical pumping rates between these levels. The specific combinations of levels depends on the relative intensities of the cooling and repumping beams, and their polarization gradient potentials [31].

As atoms move toward the center of the ODT, the grey molasses light becomes increasingly blue detuned from $|F = 1, 2\rangle \rightarrow |F' = 2\rangle$, which strongly reduces light scattering. The total power in the ODT beams during this loading phase is 10 W. Under these conditions, the light shift of $|F' = 2\rangle$ is -170 MHz at the trap center, as shown in Fig. 3(a). This leaves the $|F = 1, 2\rangle \rightarrow |F' = 3\rangle$ transitions far off resonance—enabling low temperature atoms to become trapped in the transparency volume of the ODT [see inset of Fig. 3(b)]. In principle, the ODT-induced light shifts hinder grey molasses cooling [27]. Nevertheless, in our painted potential, atoms still have a strong probability to be cooled and pumped into $|\text{NC}\rangle$ because the pumping rate (~ 6 MHz) is much higher than the modulation frequency of 280 kHz. Consequently a large fraction (about half) of the atoms should still undergo grey molasses cooling while being in the ODT volume. The sharp features in Fig. 3(b) comply with this hypothesis. When the cooling beams are switched off, approximately 5×10^6 atoms remain in the painted potential with an in-trap temperature of $15 \mu\text{K}$ at a depth of $120 \mu\text{K}$ ($\eta = U/k_B T = 8$). This temperature is limited by the potential energy due to the dipole trap. We evaluate the gain of the grey molasses process by comparing it with a loading sequence using a standard red molasses. In this case, because of the light shifts, the optimal detuning varies strongly with the optical power of the ODT. In contrast, the grey molasses yields a fourfold increase in atom number compared to the red molasses, as shown in Fig. 3(b). Moreover, the grey molasses scheme is relatively insensitive to the ODT power, and it occurs on faster timescales (< 1 ms) than red molasses (> 5 ms) [26], even though the final temperatures are comparable. This effect is consistent with our increased loading with the grey molasses: the longer times required for red molasses cooling lead to expansion of

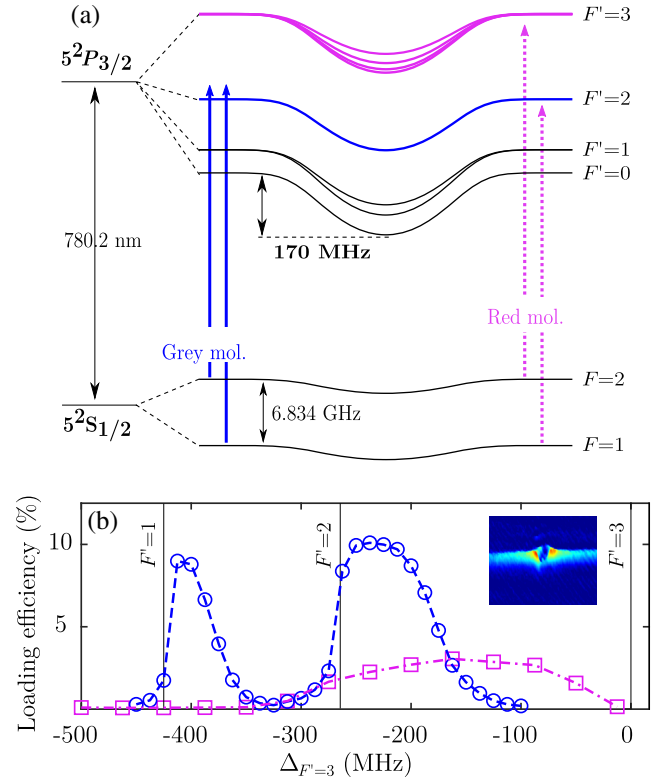


FIG. 3. (a) Level structure of the atoms including the light shift due to the painted ODT ($P \simeq 10$ W, $h = 100 \mu\text{m}$). The cooling and repumping frequencies are shown for the grey (solid blue lines) and red (dashed pink lines) molasses. The cooling and repumping light intensities are respectively $I_{\text{cool}} \approx 6I_S$ and $I_{\text{rep}} \approx 0.6I_S$. The light shift of the excited (ground) state at the center of the ODT is ~ 170 MHz (2.5 MHz). (b) ODT loading efficiency as a function of the detuning relative to $|F = 2\rangle \rightarrow |F' = 3\rangle$ for the red molasses (pink squares) and grey molasses (blue circles). The atom numbers are estimated from absorption imaging. For each point, five images have been taken, averaged and fitted with a 2D Gaussian profile. The standard deviation of the fit residuals gives an uncertainty of 5% for the loading efficiency. Inset: absorption image of atoms in the ODT using near-resonant light. Atoms at the center of the trap are transparent to the cooling beams.

the atoms, which lowers the central density and therefore the loading efficiency. More details can be found in Ref. [32].

After the molasses and loading phases, trapped atoms remaining in $|F = 2\rangle$ ($> 90\%$ of the total atom number) are pumped into the $|F = 1\rangle$ manifold using light resonant with $|F = 2\rangle \rightarrow |F' = 2\rangle$. The optical pumping efficiency is $> 99\%$. The ODT is compressed by first increasing the laser power to 20 W in 50 ms with the modulation on. The modulation amplitude is then ramped down to zero over 150 ms while simultaneously decreasing the ODT power to 14 W. At this stage the trap depth is $390 \mu\text{K}$, the collision rate is 5000 s^{-1} , and the trap frequencies are $\omega_x = 2\pi \times 1375 \text{ Hz}$, $\omega_y = 2\pi \times 1130 \text{ Hz}$, and $\omega_z = 2\pi \times 780 \text{ Hz}$. We then proceed to a forced evaporative cooling stage by

decreasing the power by a factor 400 in 1.2 s using a sequence of three linear ramps with different slopes to take into account the reduction in collision rate. We verified the efficiency of this method by reaching a BEC for a critical temperature $T_c = 200$ nK with 10^5 atoms in standard gravity (1g), and a root-mean-squared (rms) atom number variation of 2.5%.

We realize BECs in microgravity by mounting our science chamber on an Einstein elevator developed by the French company Symétrie (Fig. 1), which undergoes preprogrammed parabolic trajectories that can provide up to 400 ms of weightlessness every 13.5 seconds. The residual acceleration during the motion, as measured with a low-noise mechanical accelerometer (Colibrys SF3600), yields a maximum amplitude of 1 m/s^2 and a root-mean-squared repeatability of 0.05 m/s^2 [see Fig. 1(b)]. When operating on the elevator, the cooling sequence starts during the dead time between two parabolas, and the initial 800 ms of the evaporation process is the same as previously described. Just before the “pull-up” phase (when the acceleration increases above 1 g), the total ODT power is $P = 250$ mW and the sample temperature is $T = 400$ nK ($\eta = 8$). The evaporation sequence is optimized by experimentally maximizing the phase-space density at the end of the sequence. The varying acceleration during the pull-up phase strongly affects the trap depth and frequencies in time. To adapt to these changes, we apply a specific temporal profile to the ODT power (see Fig. 4). When the acceleration exceeds 1g, the trap is compressed adiabatically in 80 ms by increasing the power to $P = 426$ mW. This guarantees a depth sufficient to maintain the atoms in the trap ($\eta = 10$) when the acceleration reaches its maximum ($\sim 2 \text{ g}$). The evaporation is completed by ramping down the power in two steps until the end of the “injection” phase (when the acceleration decreases from 1 g to 0 g) [33]. Using this protocol, a BEC is obtained ~ 100 ms before the 0 g phase, with 5×10^4 atoms at a critical temperature of $T_c = 140$ nK, and a shot-to-shot atom number variation of 10% (rms). At this point, the trap frequencies are $\omega_x = 2\pi \times 109$ Hz, $\omega_y = 2\pi \times 103$ Hz, and $\omega_z = 2\pi \times 71$ Hz. The total duration of the evaporation is 1.2 s.

At the beginning of the 0 g phase, the ODT power is decreased in 40 ms to decompress the trap. Ultralow temperatures are ideal for atom interferometers with extended interrogation times in order to mitigate the influence of the beam imperfections that can result in contrast loss (e.g., due to intensity inhomogeneity) and systematic effects (e.g., wave front aberrations). At this stage, our BEC contains 4×10^4 atoms for a spatial expansion corresponding to 35 nK. The ODT power is 10 mW ($\eta = 3.5$) for an average trap frequency of 39 Hz ($\omega_x = 2\pi \times 50$ Hz, $\omega_y = 2\pi \times 41$ Hz, $\omega_z = 2\pi \times 28$ Hz) [33]. We anticipate further improvements by implementing delta-kick collimation of the cloud [34]. To illustrate the

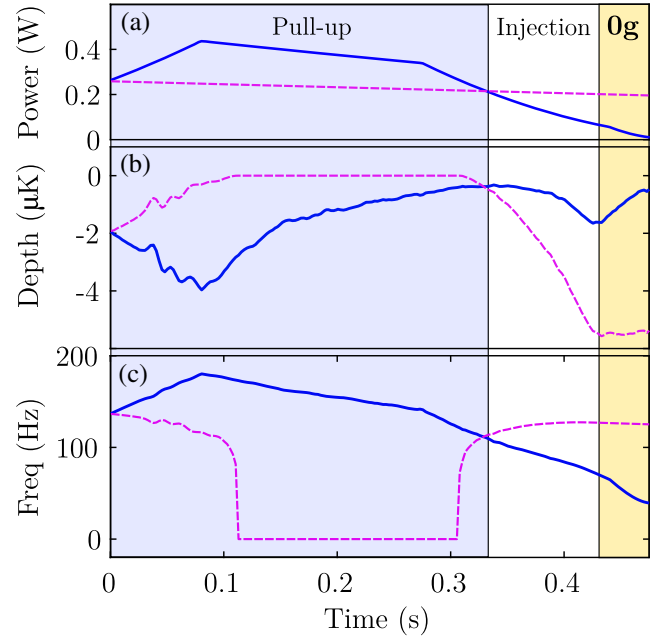


FIG. 4. Adapted ODT parameters during the pull-up, injection, and 0 g phases (blue solid line). The parameters are calculated using the calibration of the ODT power and the measured trap acceleration. Calculations were validated by measuring the trap frequencies at three different times during the sequence: two in 1g and one in 0 g. (a) ODT optical power. (b) Evolution of the ODT depth. (c) Average ODT frequency taking into account the acceleration sag. For comparison, a sequence using parameters appropriate for 1 g (pink dashed line) shows vanishing trap depth and frequency because of the increased sag during the pull-up phase.

reduction in temperature, we produced three samples with different temperatures and measured the fluorescence signal emitted from a small detection volume as a function of the time of flight in microgravity (see Fig. 5). These data show that for $T \lesssim 100$ nK the atom number is constant

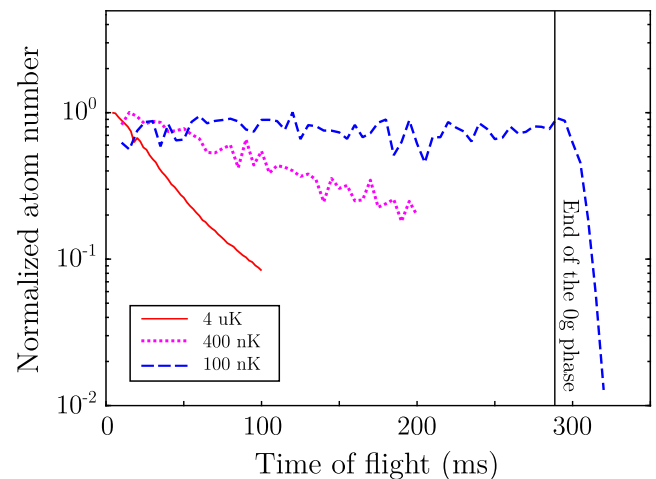


FIG. 5. Normalized atom number detected vs the time of flight in 0 g for three different sample temperatures.

inside the detection volume ($\sim 0.03 \text{ cm}^3$) during the full time in free fall. For larger temperatures, atoms expand outside the detection zone and the fluorescence signal decreases dramatically.

In conclusion we have produced all-optical BECs of ^{87}Rb in microgravity with a cycle time of 13.5 s. The painted ODT, combined with light-shift engineering and Λ -enhanced grey molasses cooling, enabled us to optimally cool and evaporate atoms to quantum degeneracy before the 400 ms of weightlessness available for scientific studies. These techniques can easily be adapted to other atomic species, and are compliant with sympathetic cooling for multi-species experiments. Our Einstein elevator is an alternative solution to realize experiments in microgravity as currently proposed for the ISS to study few body systems [25], new topological quantum objects such bubble-shaped traps [35], and ultracold atoms at extremely low temperatures [36]. Continuous operation of the elevator results in one hour of microgravity per day in a standard laboratory environment. This constitutes a new tool to prepare future Space-based missions considering ultracold atom interferometers for satellite gravimetry [37], quantum tests of the UFF [38,39], and gravitational wave detection [40].

This work is supported by the following agencies: CNES (Centre National d'Etudes Spatiales), l'Agence Nationale pour la Recherche and the Délégation Générale de l'Armement under Grant "HYBRIDQUANTA" No. ANR-17-ASTR-0025-01, Grant "TAIOL" No. ANR-18-QUAN-00L5-02 and Grant "EOSBECMR" No. ANR-18-CE91-0003-01, the European Space Agency, IFRAF (Institut Francilien de Recherche sur les Atomes Froids), and the action spécifique GRAM (Gravitation, Relativité, Astronomie et Métrologie). M. R. and R. A. thank CNES and IOGS for financial support. P. B. thanks Conseil Régional d'Aquitaine for the Excellence Chair.

Note added in the proof.—Recently, we became aware of similar work [41] which reports evaporative cooling from an optical dipole trap in microgravity.

-
- [1] J. Dalibard and C. Cohen-Tannoudji, Laser cooling below the Doppler limit by polarization gradients: Simple theoretical models, *J. Opt. Soc. Am. B* **6**, 2023 (1989).
- [2] W. Ketterle and N. J. Van Druten, Evaporative cooling of trapped atoms, *Adv. At. Mol. Opt. Phys.* **37**, 181 (1996).
- [3] M. H. Anderson, J. R. Ensher, M. R. Matthews, C. E. Wieman, and E. A. Cornell, Observation of Bose-Einstein condensate in a dilute atomic vapor, *Science* **269**, 198 (1995).
- [4] I. Bloch, J. Dalibard, and S. Nascimbène, Quantum simulations with ultracold quantum gases, *Nat. Phys.* **8**, 267 (2012).
- [5] B. Barrett, P.-A. Gominet, E. Cantin, L. Antoni-Micollier, A. Bertoldi, B. Battelier, P. Bouyer, J. Lautier, and A. Landragin, Mobile and remote inertial sensing with atom interferometers, in *Proceedings of the International School of Physics "Enrico Fermi", Vol. 188 "Atom Interferometry"*, edited by G. M. Tino and M. A. Kasevich (IOS, Amsterdam; SIF, Bologna, 2014), pp. 493–555.
- [6] A. D. Cronin, J. Schmiedmayer, and D. E. Pritchard, Optics and interferometry with atoms and molecules, *Rev. Mod. Phys.* **81**, 1051 (2009).
- [7] A. D. Ludlow, M. M. Boyd, J. Ye, E. Peik, and P. O. Schmidt, Optical atomic clocks, *Rev. Mod. Phys.* **87**, 637 (2015).
- [8] P. Cladé, F. Nez, F. Biraben, and S. Guellati-Khelifa, State of the art in the determination of the fine-structure constant and the ratio h/m_u , *C.R. Phys.* **20**, 77 (2019).
- [9] P. Cheiney, L. Fouché, S. Templier, F. Napolitano, B. Battelier, P. Bouyer, and B. Barrett, Navigation-Compatible Hybrid Quantum Accelerometer Using a Kalman Filter, *Phys. Rev. Applied* **10**, 034030 (2018).
- [10] A. Trimeche, B. Battelier, D. Becker, A. Bertoldi, P. Bouyer, C. Braxmaier, E. Charron, R. Corgier, M. Cornelius, K. Douch, N. Gaaloul, S. Herrmann, J. Müller, E. Rasel, C. Schubert, H. Wu, and F. Pereira dos Santos, Concept study and preliminary design of a cold atom interferometer for space gravity gradiometry, [arXiv:1903.09828](https://arxiv.org/abs/1903.09828).
- [11] C. Overstreet, P. Asenbaum, T. Kovachy, R. Notermans, J. M. Hogan, and M. A. Kasevich, Effective Inertial Frame in an Atom Interferometric Test of the Equivalence Principle, *Phys. Rev. Lett.* **120**, 183604 (2018).
- [12] B. Canuel *et al.*, Exploring gravity with the MIGA large scale atom interferometer, *Sci. Rep.* **8**, 14064 (2018).
- [13] B. Elder, J. Khoury, P. Haslinger, M. Jaffe, H. Müller, and P. Hamilton, Chameleon dark energy and atom interferometry, *Phys. Rev. D* **94**, 044051 (2016).
- [14] D. O. Sabulsky, I. Dutta, E. A. Hinds, B. Elder, C. Burrage, and E. J. Copeland, Experiment to Detect Dark Energy Forces Using Atom Interferometry, *Phys. Rev. Lett.* **123**, 061102 (2019).
- [15] A. Mazurenko, C. S. Chiu, G. Ji, M. F. Parsons, M. Kanasz-Nagy, R. Schmidt, F. Grusdt, E. Demler, D. Greif, and M. Greiner, A cold-atom Fermi-Hubbard antiferromagnet, *Nature (London)* **545**, 462 (2017).
- [16] Y. Le Coq, J. A. Retter, S. Richard, A. Aspect, and P. Bouyer, Coherent matter wave inertial sensors for precision measurements in space, *Appl. Phys. B* **84**, 627 (2006).
- [17] A. E. Leanhardt, T. A. Pasquini, M. Saba, A. Schirotzek, Y. Shin, D. Kielpinski, D. E. Pritchard, and W. Ketterle, Cooling bose-einstein condensates below 500 picokelvin, *Science* **301**, 1513 (2003).
- [18] L. Ricci, D. Bassi, and A. Bertoldi, Combined static potentials for confinement of neutral species, *Phys. Rev. A* **76**, 023428 (2007).
- [19] J. Billy, V. Josse, Z. Zuo, A. Bernard, B. Hambrecht, P. Lugan, D. Clément, L. Sanchez-Palencia, P. Bouyer, and A. Aspect, Direct observation of Anderson localization of matter waves in a controlled disorder, *Nature (London)* **453**, 891 (2008).
- [20] C. A. Sackett, Limits on weak magnetic confinement of neutral atoms, *Phys. Rev. A* **73**, 013626 (2006).
- [21] T. Kovachy, P. Asenbaum, C. Overstreet, C. A. Donnelly, S. M. Dickerson, A. Sugarbaker, J. M. Hogan, and M. A. Kasevich,

- Quantum superposition at the half-metre scale, *Nature (London)* **528**, 530 (2015).
- [22] T. van Zoest *et al.*, Bose-Einstein condensation in microgravity, *Science* **328**, 1540 (2010).
- [23] B. Barrett, L. Antoni-Micollier, L. Chichet, B. Battelier, T. Lévêque, A. Landragin, and P. Bouyer, Dual matter-wave inertial sensors in weightlessness, *Nat. Commun.* **7**, 13786 (2016).
- [24] D. Becker *et al.*, Space-borne Bose-Einstein condensation for precision interferometry, *Nature (London)* **562**, 391 (2018).
- [25] E. R. Elliott, M. C. Krutzik, J. R. Williams, R. J. Thompson, and D. C. Aveline, NASAs Cold Atom Lab (CAL): System development and ground test status, *npj Microgravity* **4**, 16 (2018).
- [26] S. Rosi, A. Burchianti, S. Conclave, D. S. Naik, G. Roati, C. Fort, and F. Minardi, Λ -enhanced grey molasses on the D2 transition of Rubidium-87 atoms, *Sci. Rep.* **8**, 1301 (2018).
- [27] J.-F. Clément, J.-P. Brantut, M. Robert-de Saint-Vincent, R. A. Nyman, A. Aspect, T. Bourdel, and P. Bouyer, All-optical runaway evaporation to Bose-Einstein condensation, *Phys. Rev. A* **79**, 061406(R) (2009).
- [28] S. Stellmer, B. Pasquiou, R. Grimm, and F. Schreck, Laser Cooling to Quantum Degeneracy, *Phys. Rev. Lett.* **110**, 263003 (2013).
- [29] R. Roy, A. Green, R. Bowler, and S. Gupta, Rapid cooling to quantum degeneracy in dynamically shaped atom traps, *Phys. Rev. A* **93**, 043403 (2016).
- [30] This cooling process can also be implemented inside the dipole trap.
- [31] A. T. Grier, I. Ferrier-Barbut, B. S. Rem, M. Delehaye, L. Khaykovich, F. Chevy, and C. Salomon, Λ -enhanced sub-doppler cooling of lithium atoms in D_1 gray molasses, *Phys. Rev. A* **87**, 063411 (2013).
- [32] D. S. Naik, H. Eneriz-Imaz, M. Carey, T. Freegarde, F. Minardi, B. Battelier, P. Bouyer, and A. Bertoldi, Loading and Cooling in an Optical Trap via Hyperfine Dark States, [arXiv:1910.12849](https://arxiv.org/abs/1910.12849).
- [33] See Supplemental Material at <http://link.aps.org/supplemental/10.1103/PhysRevLett.123.240402> for the details of our ODT trap frequencies modeling and for the discussion about the limitation of the trap frequencies in microgravity.
- [34] T. Kovachy, J. M. Hogan, A. Sugarbaker, S. M. Dickerson, C. A. Donnelly, C. Overstreet, and M. A. Kasevich, Matter Wave Lensing to Picokelvin Temperatures, *Phys. Rev. Lett.* **114**, 143004 (2015).
- [35] N. Lundblad, R. A. Carollo, C. Lannert, M. J. Gold, X. Jiang, D. Paseltiner, N. Sergay, and D. C. Aveline, Shell potentials for microgravity Bose-Einstein condensates, [arXiv:1906.05885](https://arxiv.org/abs/1906.05885).
- [36] C. A. Sackett, T. C. Lam, J. C. Stickney, and J. H. Burke, Extreme adiabatic expansion in micro-gravity: Modeling for the cold atomic laboratory, *Microgravity Sci. Technol.* **30**, 155 (2018).
- [37] K. Douch, H. Wu, C. Schubert, J. Müller, and F. Pereira dos Santos, Simulation-based evaluation of a cold atom interferometry gradiometer concept for gravity field recovery, *Adv. Space Res.* **61**, 1307 (2018).
- [38] D. Aguilera *et al.*, STE-QUEST test of the universality of free fall using cold atom interferometry, *Classical Quantum Gravity* **31**, 115010 (2014).
- [39] J. Williams, S.-w. Chiow, N. Yu, and H. Müller, Quantum test of the equivalence principle and space-time aboard the international space station, *New J. Phys.* **18**, 025018 (2016).
- [40] J. M. Hogan, D. M. S. Johnson, S. Dickerson, T. Kovachy, A. Sugarbaker, S.-W. Chiow, P. W. Graham, M. A. Kasevich, B. Saif, S. Rajendran, P. Bouyer, B. D. Seery, L. Feinberg, and R. Keski-Kuha, An atomic gravitational wave interferometric sensor in low earth orbit (AGIS-LEO), *Gen. Relativ. Gravit.* **43**, 1953 (2011).
- [41] C. Vogt, M. Woltmann, H. Albers, D. Schlippert, S. Herrmann, E. M. Rasel, and C. Lämmerzahl, Evaporative cooling from an optical dipole trap in microgravity, [arXiv:1909.03800](https://arxiv.org/abs/1909.03800).