



**HAL**  
open science

# Coherent thermal conductance in multilayer photonic crystals

Maria Tschikin, Philippe Ben-Abdallah, Svend-Age Biehs

► **To cite this version:**

Maria Tschikin, Philippe Ben-Abdallah, Svend-Age Biehs. Coherent thermal conductance in multilayer photonic crystals. *Physics Letters A*, 2012, 376 (45), pp.3462-3465. hal-00817524

**HAL Id: hal-00817524**

**<https://iogs.hal.science/hal-00817524v1>**

Submitted on 24 Apr 2013

**HAL** is a multi-disciplinary open access archive for the deposit and dissemination of scientific research documents, whether they are published or not. The documents may come from teaching and research institutions in France or abroad, or from public or private research centers.

L'archive ouverte pluridisciplinaire **HAL**, est destinée au dépôt et à la diffusion de documents scientifiques de niveau recherche, publiés ou non, émanant des établissements d'enseignement et de recherche français ou étrangers, des laboratoires publics ou privés.

# Coherent thermal conductance in multilayer photonic crystals

M. Tschikin and S.-A. Biehs

*Institut für Physik, Carl von Ossietzky Universität, D-26111 Oldenburg, Germany.*

P. Ben-Abdallah

*Laboratoire Charles Fabry, Institut d'Optique, CNRS, Université Paris-Sud,  
Campus Polytechnique, RD128, 91127 Palaiseau Cedex, France*

(Dated: June 26, 2012)

We present an exact calculation of the coherent thermal conductance in a 1-D multilayer photonic crystals (PC) using the S-matrix method. In particular, we study the thermal conductance in a bilayer structure of slabs of Si/vacuum or Al<sub>2</sub>O<sub>3</sub>/vacuum by means of the exact expression for the radiative heat flux. We compare our results with results obtained in previous works. Our results show that the coupling of surface modes as well as material losses play a fundamental role in the definition of the thermal conductance of PCs

Recently there has been a growing interest in exploring nanoscale heat transfer theoretically and experimentally which is triggered by the fact that radiative heat flux at the nanoscale can be much larger than that between two black bodies [1] and quasi-monochromatic [2, 3] which makes it very promising for near-field thermophotovoltaics [4]. The tremendous increase in the amount of transferred energy for distances much smaller than the thermal wavelength ( $\lambda_{\text{th}} = \hbar c/k_{\text{B}}T$ ) which can be several orders of magnitude larger than the value predicted by Stefan-Boltzmann's law can for dielectrics be attributed to the contribution of a large number of coupled surface phonon polariton modes [5, 6].

The contribution of surface modes (SMs) is indeed very important for nanoscale heat fluxes and many researchers have tried to enhance the amount of transferred heat by using this effect. Volokitin and Persson [7] have pointed out that thin metallic coatings on a substrate can increase the nanoscale heat flux, Biehs *et al.* [8, 9] and Francoeur *et al.* [10] have shown that one can use the coupling of SMs in thin metallic or dielectric films to enhance the nanoscale heat flux, Ben-Abdallah and coworkers [11–14] and Francoeur *et al.* [15] have also considered this effect between two finite slabs or media with several layers, Fu and Zhang [16] have studied how doping affects the surface mode contribution, van Zwol *et al.* [17] have shown that large nanoscale heat fluxes in phase change materials are due to SMs, and Svetovoy *et al.* [18] and Ilic *et al.* [19] have pointed out that thin sheets of graphene allow do control or modulate the surface mode contribution. Very recent works have also considered heat fluxes for artificial structures and/or meta-materials supporting SMs in the infrared regime [20–24], or the surface mode coupling in many particle systems [25].

In this letter, we will revisit the theory of thermal conductance by photons within a PC as depicted in Fig. 1. We will provide an exact expression for the thermal conductance inside a 1-D PC for arbitrary dispersive and dissipative material slabs. In particular, this allows us to determine the transmission coefficients (TC) for the Bloch states inside the PC. In previous works Lau and co-workers [26] have assumed that the TC equals its maximum value of one when losses can be neglected. Surprisingly, by comparing the exact results of our calculation with the results of Ref. [26] we find that in the limit of vanishing losses the TC for the total internal reflection modes goes to zero and not to its maximum value. In fact, we find that the TC is very sensitive to the losses inside the PC slabs. In addition, our exact expression takes the contribution of SMs to the thermal conductance inside the PC into account as well. We will show that this surface mode contribution can be crucial for the thermal conductance inside a PC.

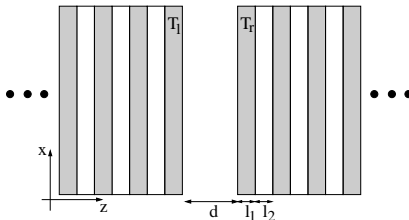


Figure 1. Sketch of the situation considered here. Two identical 1-D bilayer PCs are separated by a vacuum gap of distance  $d$ . Here we choose  $d = l_2$  to determine the thermal conductance inside an infinite 1-D PC.

In order to derive the expression for the radiative heat flux inside a PC, we assume that we have first two semi-infinite PCs as depicted in Fig. 1. The bilayer structure has a period of  $a = l_1 + l_2$  where  $l_1$  is the thickness of the material layer with complex permittivity  $\epsilon_1 = \epsilon'_1 + i\epsilon''_1$  and  $l_2$  is the thickness of the vacuum layer with  $\epsilon_2 = 1$ . The heat flux

$$\phi_{\text{lr}} = h_{\text{lr}}(T_l, d)\Delta T_{\text{lr}} \quad (1)$$

between two such semi-infinite structures having a temperature difference  $\Delta T_{\text{lr}} = T_r - T_l$  across the vacuum gap of distance  $d$  can be derived from the expression given by Polder and van Hove [1]. The heat transfer coefficient (HTC) within an infinite PC can then be obtained by setting  $d = l_2$

$$h_{\text{lr}} = \sum_{i=s,p} \int_0^\infty \frac{d\omega}{2\pi} \frac{\partial\Theta(T)}{\partial T} \Big|_{T_l} \int \frac{d^2\kappa}{(2\pi)^2} \mathcal{T}_i(\omega, \kappa; d = l_2). \quad (2)$$

Here, the time derivative of the Bose-Einstein function is given by  $\partial\Theta(T)/\partial T = (\hbar\omega)^2/(k_{\text{B}}T^2)e^{\hbar\omega/k_{\text{B}}T}/(e^{\hbar\omega/k_{\text{B}}T} - 1)^2$  and evaluated at the temperature  $T_l$  of the last slab of the PC at the left hand side. The TCs  $\mathcal{T}_i(\omega, \kappa; d)$  for s- and p-polarized waves ( $i = s, p$ ) are given by [1]

$$\mathcal{T}_i(\omega, \kappa; d) = \begin{cases} \frac{(1-|R_j^l|^2)(1-|R_j^r|^2)}{|D_j^{\text{lr}}|^2}, & \kappa < \omega/c \\ \frac{4\text{Im}(R_j^l)\text{Im}(R_j^r)e^{-2|k_z d|}}{|D_j^{\text{lr}}|^2}, & \kappa > \omega/c \end{cases} \quad (3)$$

where  $D_i^{\text{lr}} = (1 - R_i^{\text{l}} R_i^{\text{r}} e^{2ik_z d})^{-1}$  is a Fabry-Pérot-like denominator with  $k_{z0}^2 = \omega^2/c^2 - \kappa^2$  and  $\kappa^2 = k_x^2 + k_y^2$ .  $R_s$  and  $R_p$  are the reflection coefficients for the two semi-infinite PCs and can be calculated with the standard S-matrix method for layered media [10, 11, 27]. Note, that the TC is for propagating modes with parallel wave vectors  $\kappa < \omega/c$  different from the expression for evanescent modes with parallel wave vectors  $\kappa > \omega/c$ .

Now, we are in a position to compare results from the exact expression in Eq. (2) with the results in Ref. [26]. First we note, that in the approach in Ref. [26] the authors assume that the TCs equal their maximum value of one for all propagating Bloch modes inside the PC. That means, the integral over all parallel wave vectors  $\kappa$  is replaced by

$$A(\omega) = \sum_{i=s,p} \int \frac{d^2\kappa}{(2\pi)^2} \mathcal{T}_i(\omega, \kappa; d = l_2) \rightarrow 2 \int' \frac{d^2\kappa}{(2\pi)^2} = A'(\omega). \quad (4)$$

Here the prime notes that the integral is for each frequency  $\omega$  carried out over the whole parallel wave vector range which allows for propagating solutions inside the PC, i.e., over the photonic Bloch bands. The photonic Bloch bands can be determined from the dispersion relation for the Bloch modes (see Ref. [27]). Hence, the results from Refs. [26] for the coherent thermal conductance give the upper limit for the contribution of the propagating Bloch modes. As we will see in the following, the exact result can be very different from such a calculation due to losses, resonant SMs as well as evanescent Bloch modes.

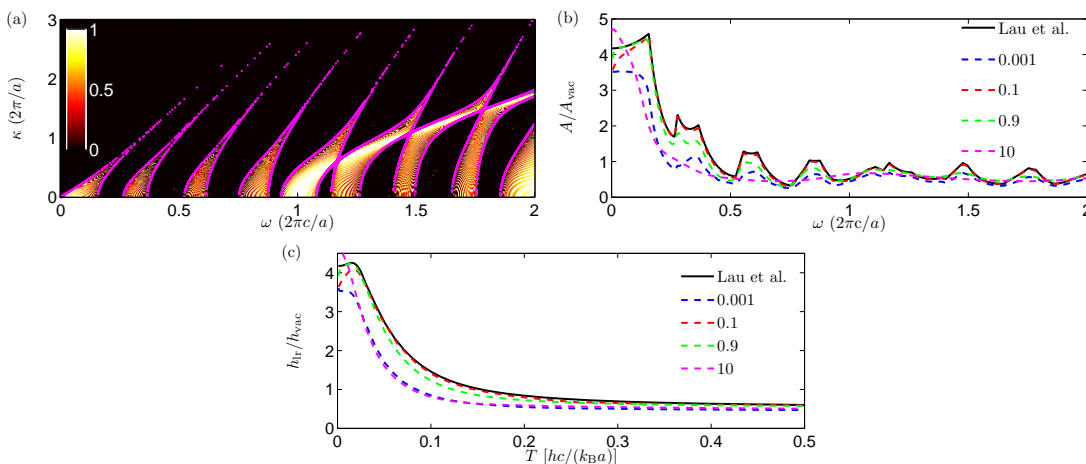


Figure 2. (Color online) (a) The TC for s-polarized modes defined in Eq. (3) in  $\omega$ - $\kappa$  plane for  $\epsilon_1 = 12 + 0.001 \cdot i$ . In magenta: numerical results for the boundaries of the Bloch mode dispersion relation [27]. (b)  $A(\omega)$  from Eq. (4) normalized to  $A_{\text{vac}} = (\omega/c)^2/(2\pi)^2$ . The solid line represents the result for  $\epsilon_1' = 12$  and  $\mathcal{T}_s = \mathcal{T}_p = 1$  for Bloch modes. The dashed lines show the exact results for fixed  $\epsilon_1' = 12$  and different  $\epsilon_1''$ . (c) The HTC for the same permittivities as in (b) normalized to the black body result.

In Fig. 2(a) the transmission coefficient  $\mathcal{T}_s$  is plotted in the  $\omega$ - $\kappa$  plane choosing  $\epsilon_1 = 12 + i \cdot 0.001$  for a PC with 100 slabs. It can be seen that although the imaginary part of the permittivity is very small, corresponding to a system with vanishing losses, the TC is less than one for most parts of the Bloch bands. We find similar results for the p-polarized modes. In Fig. 2(b) we present the numerical results for  $A(\omega)$  when integrating the TC over  $\kappa$  using Eq. (4). The plotted values are normalized to the maximum value possible for propagating modes  $A_{\text{vac}} = \frac{1}{2\pi}(\omega/c)^2$  inside the vacuum gap. The solid black line represents the result from Ref. [26] and the colored dashed curves represent the exact results using the same  $\epsilon_1'$  as in Ref. [26] but for different  $\epsilon_1''$ . The best agreement with the black curve is found for  $\epsilon_1'' = 0.1$ . When decreasing the losses by making  $\epsilon_1''$  smaller than  $\epsilon_1'' = 0.1$  then  $A(\omega)$  decreases as well for nearly all frequencies so the deviation from the black curve gets larger. This means that for vanishing losses the TC does not converge to its maximum value for all Bloch modes. On the other hand, when making  $\epsilon_1''$  larger than  $\epsilon_1'' = 0.1$  the skin depth  $\delta_s = 1/[\omega/c \text{Im}(\sqrt{\epsilon_1})]$  inside the material slabs decreases and attains for  $\epsilon_1'' = 10$  (dashed magenta curve) values on the order of the period  $a$  of the PC so that the field is damped at this scale. Hence, the heat flux is not coherent anymore and the Bloch band structure in  $\mathcal{T}_{s/p}$  disappears. In fact, then the heat flux is due to Fabry-Pérot modes of the cavity formed by separation gap and explains the smooth and weak oscillating behaviour of  $A(\omega)$  when  $\epsilon_1'' = 10$  [Fig. 2(b)]. Finally, in Fig. 2(c) we show the HTC  $h_{\text{lr}}$  versus the temperature  $T$  for the same permittivities as in Fig. 2(b) normalized to the vacuum or black body value  $h_{\text{vac}} = (\pi^2 k_B^4 T^3)/(15c^2 \hbar^3)$ . Especially, for small  $T$  the deviation with respect to the results of Ref. [26] is relatively large, whereas for large temperatures we obtain values very close to the 'universal' value found in Ref. [26].

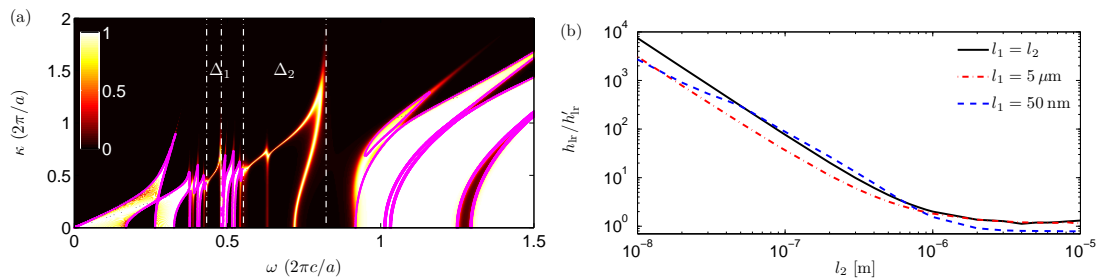


Figure 3. (Color online) (a) The TC for p-polarized modes defined in Eq. (3) in  $\omega$ - $\kappa$  plane for  $\text{Al}_2\text{O}_3/\text{vacuum}$  structure with  $l_1 = l_2 = 5 \mu\text{m}$ . In magenta: numerical results for the boundaries of the Bloch mode dispersion relation [27]. The white dashed lines mark the frequency regions  $\Delta_1$  and  $\Delta_2$  where coupled SPPs exist. (b) HTC  $h_{\text{lr}}$  normalized to  $h'_{\text{lr}}$  where  $A(\omega) = A'(\omega)$  and plotted vs. the vacuum gap  $l_2$ . For the solid curve the  $\text{Al}_2\text{O}_3$  slab  $l_1$  varies analog to  $l_2$  and the dashed curves show the results for a fixed  $l_1 = 5 \mu\text{m}$  and  $l_1 = 50 \text{ nm}$  while varying  $l_2$ .

Here below we examine the behaviour of structures which are able to support SMs, surface phonon polaritons (SPPs). To do that we consider an  $\text{Al}_2\text{O}_3/\text{vacuum}$  PC with 100 slabs at  $T_l = 300 \text{ K}$ . For this material combination SPPs not only exist for the p-polarized modes but also play the important role for heat transfer at subwavelength distances. In Fig. 3(a) we have plotted the TC for p-polarized modes in  $\omega$ - $\kappa$  plane. It is obvious that not only the Bloch modes and Bloch SMs contribute to the heat conductance but also coupled SPP modes which can be identified in the frequency bands  $\Delta_1$  and  $\Delta_2$  where  $\epsilon_1 < -1$ . To compare our exact calculations with results from [26] for the  $\text{Al}_2\text{O}_3/\text{vacuum}$  PC we have plotted in Fig. 3(b) the HTC  $h_{\text{lr}}$  versus the vacuum gap  $l_2$  for different  $l_1$ . The results are normalized to the HTC  $h'_{\text{lr}}$  from Ref. [26] for which  $A(\omega) = A'(\omega)$  [see Eq. (4)]. It can be seen that the exact HTC can be nearly four orders of magnitude larger than the HTC calculated with the approximative method at  $l_2 = 10 \text{ nm}$ . This can be attributed to the SPP mode contribution which is proportional to  $1/l_2^2$  for small gap sizes.

M. T. gratefully acknowledges support from the Stiftung der Metallindustrie im Nord-Westen. P. B. A. acknowledges the support of the Agence Nationale de la Recherche through the Source-TPV project ANR 2010 BLANC 0928 01.

- 
- [1] D. Polder and M. Van Hove, *Phys. Rev. B* **4** 3303 (1971).
  - [2] K. Joulain, J.-P. Mulet, F. Marquier, R. Carminati, and J.-J. Greffet, *Surf. Sci. Rep.* **57**, 59-112 (2005).
  - [3] A. I. Volokitin and B. N. J. Persson, *Rev. Mod. Phys.* **79**, 1291 (2007).
  - [4] S. Basu, Z. M. Zhang, and C. J. Fu, *International Journal of Energy Research* **33**, 1203 (2009).
  - [5] J.-P. Mulet, K. Joulain, R. Carminati, and J.-J. Greffet, *Appl. Phys. Lett.* **78**, 2931 (2001).
  - [6] S.-A. Biehs, E. Rousseau, and J.-J. Greffet, *Phys. Rev. Lett.* **105**, 234301 (2010).
  - [7] A. I. Volokitin and B. N. J. Persson, *Phys. Rev. B* **69**, 045417 (2004).
  - [8] S.-A. Biehs, D. Reddig, and M. Holthaus, *Eur. Phys. J. B* **55**, 237 (2007).
  - [9] S.-A. Biehs, *Eur. Phys. J. B* **58**, 423 (2007).
  - [10] M. Francoeur, P. Mengüç, R. Vaillon, *Appl. Phys. Lett.* **93**, 043109 (2008).
  - [11] P. Ben-Abdallah, Karl Joulain, J. Drevillon, and G. Domingues, *J. Appl. Phys.* **106**, 044306 (2009).
  - [12] P. Ben-Abdallah, K. Joulain, and A. Pryamikov, *Appl. Phys. Lett.* **96**, 143117 (2010).
  - [13] R. Messina, M. Antezza, P. Ben-Abdallah, arXiv:1205.2076v1.
  - [14] A. Pryamikov, K. Joulain, P. Ben-Abdallah, J. Drevillon, *J. Quant. Spect. Rad. Transf.* **112**, 1314 (2011).
  - [15] M. Francoeur, P. Mengüç, R. Vaillon, *J. Quant. Spect. Rad. Transf.* **110**, 2002 (2009).
  - [16] C.-J. Fu and Z. M. Zhang, *Int. J. Heat Mass Transfer* **49**, 1703 (2006).
  - [17] P. J. van Zwol, K. Joulain, P. Ben-Abdallah, and J. Chevrier, *Phys. Rev. B* **84**, 161413 (2011).
  - [18] V. B. Svetovoy, P. J. van Zwol, J. Chevrier, *Phys. Rev. B* **85**, 155418 (2012).
  - [19] O. Ilic, M. Jablan, J. D. Joannopoulos, I. Celanovic, H. Buljan, and M. Soljačić, *Phys. Rev. B* **85**, 155422 (2012).
  - [20] S.-A. Biehs, P. Ben-Abdallah, F. S. S. Rosa, K. Joulain, and J.-J. Greffet, *Opt. Expr.* **19**, A1088-A1103 (2011).
  - [21] K. Joulain, J. Drevillon, and P. Ben-Abdallah, *Phys. Rev. B* **81**, 165119 (2010).
  - [22] Z. Zheng and Y. Xuan, *Chin. Sci. Bull.* **56**, 2312 (2011).
  - [23] M. Francoeur, S. Basu, and S. J. Petersen, *Opt. Expr.* **19**, 18774 (2011).
  - [24] J. Lussange, R. Guérout, F. S. S. Rosa, J.-J. Greffet, A. Lambrecht, S. Reynaud, arXiv:1206.0211v1.
  - [25] P. Ben-Abdallah, S.-A. Biehs, and K. Joulain, *Phys. Rev. Lett.* **107**, 114301 (2011).
  - [26] W. T. Lau, J.-T. Shen, G. Veronis, S. Fan, and P. V. Braun, *Appl. Phys. Lett.* **92**, 103106 (2008); W. T. Lau, J.-T. Shen, S. Fan, *Phys. Rev. B* **80**, 155135 (2009).
  - [27] P. Yeh, *Optical Waves in Layered Media*, (Wiley, Hoboken, 2005).