



HAL
open science

Mechanically Q-switched co-doped Er-Yb glass laser under Ti:Sapphire and laser diode pumping

Eric Tanguy, Jean-Paul Pocholle, Gilles Feugnet, Christian Larat, M. Schwartz, Alain Brun, Patrick Georges

► **To cite this version:**

Eric Tanguy, Jean-Paul Pocholle, Gilles Feugnet, Christian Larat, M. Schwartz, et al.. Mechanically Q-switched co-doped Er-Yb glass laser under Ti:Sapphire and laser diode pumping. *Electronics Letters*, 1995, 31 (6), pp.458. hal-00762049

HAL Id: hal-00762049

<https://iogs.hal.science/hal-00762049v1>

Submitted on 4 Feb 2014

HAL is a multi-disciplinary open access archive for the deposit and dissemination of scientific research documents, whether they are published or not. The documents may come from teaching and research institutions in France or abroad, or from public or private research centers.

L'archive ouverte pluridisciplinaire **HAL**, est destinée au dépôt et à la diffusion de documents scientifiques de niveau recherche, publiés ou non, émanant des établissements d'enseignement et de recherche français ou étrangers, des laboratoires publics ou privés.

Mechanically Q-switched codoped Er-Yb glass laser under Ti:sapphire and laser diode pumping

E. Tanguy, J.P. Pocholle, G. Feugnet, C. Larat, M. Schwarz, A. Brun and P. Georges

Indexing terms: Optical pumping, Q-switching, Solid lasers

A simple Q-switched TEM₀₀ Er³⁺, Yb³⁺:glass laser end-pumped by a Ti:Al₂O₃ laser or by a broad-area high-power laser diode is demonstrated. In both cases the FWHM pulse duration is ~50ns and the peak power is > 100W

A compact laser emitting in the 1.5 μm eye-safe wavelength range finds very interesting applications in the fields of telemetry or optical communications [1]. Codoped Er³⁺, Yb³⁺ phosphate glass [2], and a pumped laser diode lead to a low-cost, compact microlaser emitting at this wavelength [3].

In this Letter an Er³⁺:Yb³⁺ microlaser pumped by a Ti:Al₂O₃ laser and a broad-area laser diode are presented. Continuous and Q-switched operations were performed. The laser cavity shown in Fig. 1 is made of a 2 mm-thick KIGRE QX/ER Er³⁺:Yb³⁺ phosphate glass disc and a plane output mirror. One face of the disc is high-reflectivity-coated at 1540nm ($R > 99.9\%$) and the transmission at 980nm is about 95%. The other disc face is antireflection-coated at 1540nm ($R < 0.03\%$). The output mirror reflection is estimated to be ~99% at 1535nm. The overall cavity length is 2.5 to 3mm.

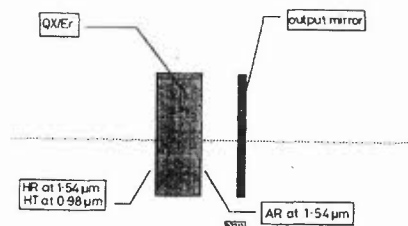


Fig. 1 Longitudinal pumping scheme

A 200mm lens focuses the Ti:Al₂O₃ laser operating at $\lambda = 980\text{nm}$ leading to a measured spot radius within the disc of ~100μm. The Rayleigh range of the pump beam is about 2cm. Thus the spot size can be considered constant into the active material. The output power from the Er³⁺:Yb³⁺:glass laser is shown in Fig. 2 as a function of the pump power.

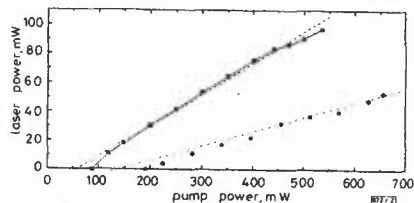


Fig. 2 Output power against pump power

Titanium-sapphire pumped Er:Glass laser:
 —●— measured data
 - - - rate equation analysis calculated data
 Laser-diode-pumped Er:Glass laser:
 —●— measured data
 - - - rate equation analysis calculated data

The power was measured by a thermopile power meter. A semiconductor filter rejects the unabsorbed pump power. The maximum output power obtained is 100mW at a 540mW pump power

level. The optical-optical efficiency is 18.5%, the laser threshold is 90mW and the slope efficiency is 22%. The measured output beam was almost diffraction-limited ($M^2 = 1.3$) with a 7mrad angular divergence leading to an intracavity beam radius of ~90μm. As expected in a plano-plano cavity, the intracavity and the pump beam have almost the same dimension.

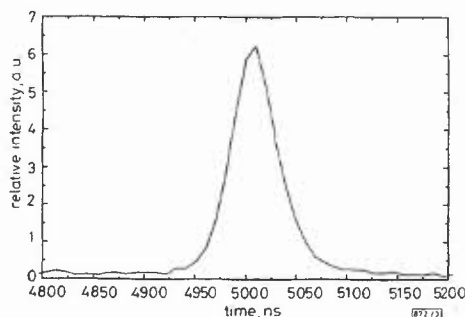


Fig. 3 Temporal pulse shape

FWHM = 48ns, energy = 9μJ, peak power = 180W

A one-slit (~1mm-width) mechanical chopper is inserted into the cavity between the active material and the output mirror (cavity length = 8mm). With this cavity length the laser is less efficient. The CW output power is about 30mW for a 360mW pump level used. Q-switch operation was observed at 140Hz repetition rate. The FWHM pulse duration is 48ns as shown in Fig. 3, and the pulse energy is 8.6μJ (measured with a pyroelectric joulemeter). Thus the peak power was estimated to be 180W. The Q-switch mode average power is 1.2mW. The average power should be the same order of magnitude as that in CW-mode operation. A possible explanation is that the Q-switch rise time is not fast enough (~5μs) to release the stored energy completely.

The same cavity laser configuration was pumped by a broad-area high-power fibre pigtailed laser diode emitting at ~980nm ($\Phi = 200\mu\text{m}$). The pump beam angular divergence at the output of the fibre FWHM is 15°. The optical fibre was in contact with the active material. An optical-optical efficiency of 8% is obtained (see Fig. 2). The laser threshold is 190mW and the slope efficiency is 11%. The beam profiles are almost Gaussian but an M^2 measurement was not performed.

In the laser-diode-pumped configuration, the threshold power is twice as high and the slope efficiency is twice as small as in the titanium-sapphire pumped configuration. A possible explanation is that the laser-diode beam is divergent whereas the titanium-sapphire beam is almost collimated in the active material.

In the Q-switched regime, 52ns FWHM pulses are obtained. In that case, the chopper disc presents three 0.5mm-width slits. The measured energy per pulse is 6.2μJ. Thus the peak power is 120W for a 650mW pump power level.

As shown in Fig. 2, the experimental data are well fitted in both cases by a rate equation analysis. This one differs from the model published by Laporta *et al.* [4] because it takes into account the nonconstant energy transfer between Er³⁺ and Yb³⁺. As no shortening of the erbium ⁴I_{13/2} level lifetime was observed, the 'up-conversion' phenomenon is not considered in this model.

The thresholds are high because of the large intracavity spot size. The plano-plano cavity is only stabilised by the gain-guiding and/or the thermal lens. A planoconcave cavity with an appropriate radius of curvature might have a smaller spot size and lead to a smaller threshold [5]. However, this cavity configuration was not studied because a goal of this work is to make a microchip, and it is more difficult to make it with a planoconcave cavity configuration.

In conclusion, we have demonstrated a simple, efficient and compact Q-switched TEM₀₀ Er³⁺:Yb³⁺ laser end pumped by a Ti:Al₂O₃ laser and by a broad-area high-power laser diode. In both cases, the FWHM pulse duration is ~50ns and the peak power is > 100W.

E. Tanguy, J.P. Pocholle, G. Feugnet, C. Larat, M. Schwarz, A. Brun and P. Georges (Laboratoire Central de Recherches, Thomson-CSF, Domaine de Corbeville, 91404 Orsay Cedex, France)

References

- GAPONTSEV, V.P., MATITSIN, S.M., ISINEER, A.A., and KRAVCHENKO, V.B.: 'Erbium glass and their applications', *Opt. Laser Technol.*, 1982, **14**, pp. 189-196
- SHIBIN JIANG *et al.*: 'Laser and thermal performance of a new erbium doped phosphate laser glass', KIRGE Inc. technical paper
- LAPORTA, P., TACCHEO, S., LONGHI, S., and SVELTO, O.: 'Diode-pumped microchip Er-Yb:glass laser', *Opt. Lett.*, 1993, **18**, pp. 1232-1234
- LAPORTA, P., LONGHI, S., TACCHEO, S., and SVELTO, O.: 'Analysis and modeling of the erbium-ytterbium laser', *Opt. Commun.*, 1993, **100**, pp. 311-321
- LAPORTA, P., TACCHEO, S., and SVELTO, O.: 'High power and high efficiency diode-pumped Er:Yb:glass laser', *Electron. Lett.*, 1992, **28**, pp. 490-492