



HAL
open science

Tunable blue light source by intracavity frequency doubling of a Cr-doped LiSAF laser

François Balembois, Patrick Georges, François Salin, Gérard Roger, Alain Brun

► **To cite this version:**

François Balembois, Patrick Georges, François Salin, Gérard Roger, Alain Brun. Tunable blue light source by intracavity frequency doubling of a Cr-doped LiSAF laser. *Applied Physics Letters*, 1992, 61 (20), pp.2381-. 10.1063/1.108196 . hal-00691279

HAL Id: hal-00691279

<https://iogs.hal.science/hal-00691279v1>

Submitted on 25 Apr 2012

HAL is a multi-disciplinary open access archive for the deposit and dissemination of scientific research documents, whether they are published or not. The documents may come from teaching and research institutions in France or abroad, or from public or private research centers.

L'archive ouverte pluridisciplinaire **HAL**, est destinée au dépôt et à la diffusion de documents scientifiques de niveau recherche, publiés ou non, émanant des établissements d'enseignement et de recherche français ou étrangers, des laboratoires publics ou privés.

Tunable blue light source by intracavity frequency doubling of a Cr-doped LiSrAlF₆ laser

François Balembois, Patrick Georges, François Salin, Gérard Roger, and Alain Brun
*Institut d'Optique Théorique et Appliquée, Unité de Recherche Associée au CNRS N°14,
Université Paris-Sud, B.P. 147, 91403 Orsay Cedex, France*

(Received 13 July 1992; accepted for publication 11 September 1992)

A Cr³⁺:LiSrAlF₆ laser in Q-switched operation at 10 kHz was intracavity frequency doubled by using a LiIO₃ crystal. The 230 ns tunable blue pulses were obtained in the 395–435 nm range with up to 7 mW average power at 407 nm.

Compact solid state lasers emitting in the blue-green wavelength range are expected to be the key components for optical recording and underwater communications or as spectroscopic sources. To develop such lasers, several approaches are under study at numerous laboratories around the world. Possible solutions include up-conversion lasers,^{1,2} green or blue diode lasers,³ sum frequency mixing techniques⁴ or frequency doubling near-IR sources⁵ that produce blue or green light at fixed wavelengths. Compact sources generating tunable blue light could be particularly useful for spectroscopic experiments. One possibility is an optical parametric oscillator pumped by the third harmonic of a YAG laser but this solution requires high peak power from the pump laser.⁶

In this letter, we report on a tunable blue source using an intracavity frequency doubled, Q-switched, cw pumped, Cr³⁺:LiSrAlF₆ (Cr:LiSAF) laser. Cr³⁺:LiSrAlF₆ was discovered in 1989 by Payne *et al.* at the Lawrence Livermore National Laboratory.⁷ It has an absorption band in the red between 600 and 700 nm and can be pumped by red diode lasers.⁸ Its large fluorescence bandwidth leads to tunable laser emission between 750 and 1000 nm.⁹ A compact tunable blue laser source can thus be obtained by intracavity second harmonic generation of a Cr:LiSAF laser.

In order to simulate diode pumping, we used the red lines (647 and 676 nm) of a cw krypton ion laser to pump our 15 mm long Cr:LiSAF crystal. The Cr³⁺ concentration was 0.8% in weight and the absorption was 97% of the pump power. Cr:LiSAF has a relatively long fluorescence life time (67 μs) as compared to titanium sapphire (3 μs) and a large saturation fluence (4.7 J/cm² at 840 nm).¹ It is therefore suitable for the generation of high energy nanosecond pulses in Q-switched operation. The pulses were obtained by modulating the intracavity losses with an acousto-optic crystal operating at 125 MHz. The cavity mode spacing was 190 MHz, which means that the acousto-optic modulator did not work as a modelocker (requiring 250 MHz cavity mode spacing), but rather as a loss source. At a repetition rate of a few kHz, we switched off the rf power and thereby decreased the losses and allowed the laser to produce nanosecond pulses.

The laser configuration is shown in Fig. 1. The krypton ion laser beam was focused by a 10 cm focal lens through a dichroic mirror M_1 into the Cr:LiSAF crystal. This 10 cm radius of curvature mirror had a high reflectivity between 800 and 900 nm and a high transmission in the 600–700 nm range. The length between M_1 and the lens

was adjusted so that the pump beam matched the infrared beam in size and divergence as closely as possible. The infrared spot had a diameter of 60 μm in the Cr:LiSAF crystal. M_2 was a 10 cm radius of curvature mirror with high reflectivity between 800 and 900 nm. M_3 was a plane output coupler with 22.5% transmission in the same wavelength range. The cavity consisted of the three mirrors, M_1 , M_2 , and M_3 , and was calculated to compensate the astigmatism introduced by our brewster end cut Cr:LiSAF crystal. A birefringent filter was used to tune the laser wavelength. Cr:LiSAF, in comparison to titanium sapphire, is of relatively poor thermomechanical quality and we observed thermal damage to our sample for 2 W cw pump power. Therefore, for higher pumping rates, the krypton laser was chopped at 200 Hz with a 25% duty cycle.

With an output coupler of 22.5% transmission at 830 nm, this LiSAF laser produced pulses with a duration of 100 ns and an energy of 26 μJ at a repetition rate around 10 kHz for 3.3 W pump power incident on the crystal. The energy per pulse was constant for frequencies up to 14 kHz and decreased above this value. This roll-off point is consistent with the 67 μs lifetime of Cr:LiSAF. We can tune the laser over 100 nm, between 780 and 880 nm (Fig. 2). The infrared limit is given by the dielectric coatings of the mirrors. The pulse length remained within 100 and 180 ns with an energy higher than 10 μJ over the entire range.

The high peak power obtained (260 W at 830 nm) allows efficient intracavity second harmonic generation. We therefore modified the laser configuration (see Fig. 3) and introduced a 1 mm long LiIO₃ crystal at the focal

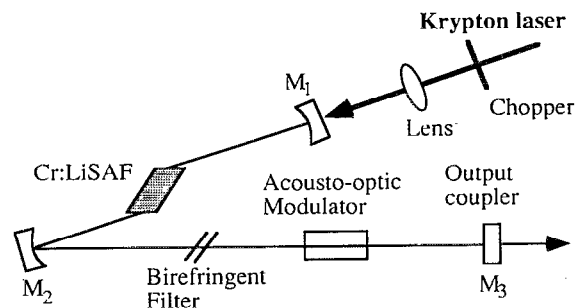


FIG. 1. Experimental set-up M_1 and M_2 are $R=100$ mm HR mirrors. M_3 is a plane mirror with a transmission of 22.5%.

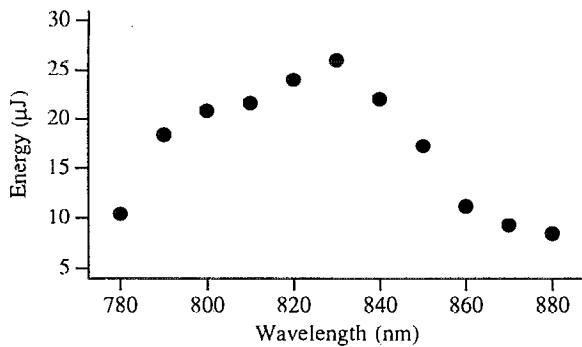


FIG. 2. Tunability in Q-switch operation at 3.3 W pump power. Repetition rate is 10 kHz.

point of a second cavity formed by two 15 cm radius of curvature mirrors M_4 and M_5 . The infrared spot had a size of 100 μm in the nonlinear crystal. The mirrors were dichroic coated to allow maximum transmission in the blue. They had a high reflectivity between 760 and 830 nm. Blue light could be observed on each mirror of this second cavity. Counting both outputs, we obtained blue pulses of 0.74 μJ at 407 nm at a repetition rate of 10 kHz. This corresponds to 7.4 mW average blue power at 3.3 W pump power incident on the Cr:LiSAF crystal. The infrared pulses were 280 ns long (the increase in duration is due to more important intracavity losses) while the blue pulses were 230 ns long at 407 nm. The decrease in pulse length is consistent with the fact that the second harmonic intensity is proportional to the square of the fundamental intensity. We could tune the blue emission wavelength by simultaneously adjusting the birefringent filter to vary the infrared wavelength and modifying the LiIO₃ crystal orientation to preserve phase matching. We observed blue light generation between 395 and 435 nm (Fig. 4). The decrease around 415 nm is due to the cavity mirrors as their transmission increases above 830 nm. This leads to a decrease in energy in the cavity and a corresponding decrease in blue generation.

Several possibilities for improving this laser exist. With better adapted mirrors, it should be possible to tune the

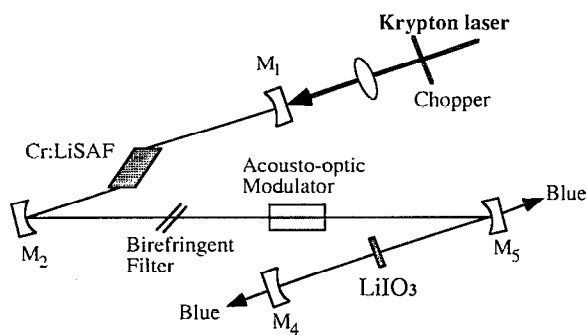


FIG. 3. Experimental set-up for intracavity second harmonic generation. M_4 and M_5 are $R=150$ mm.

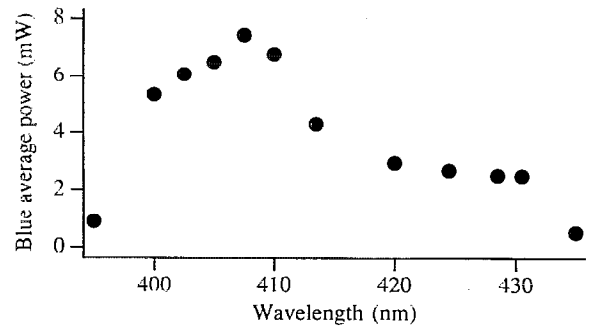


FIG. 4. Tunability of blue emission at 3.3 W pump power. Repetition rate is 10 kHz.

laser between 390 and 500 nm, corresponding to the entire emission band of the Cr:LiSAF crystal. We also considered the effect on the efficiency of blue generation of the infrared spot size on the LiIO₃ crystal. We tried two other configurations with different radii of curvature for the mirrors of the second cavity leading to spot sizes of 70 and 200 μm . However these configurations lead to a weaker output of blue than the initial one. Our experiment could be improved by minimizing intracavity losses through the use of a nonlinear crystal with antireflection coatings in both the blue and the infrared range. Finally, it could be modified so as to have only one blue output by introducing a flat mirror between the two cavities (HR around 830 nm and HT around 415 nm) and using two mirrors with HR at 830 and 415 nm mirrors for the second cavity.

In conclusion, we describe a blue laser source with 40 nm tunability (395–435 nm) producing up to 7 mW average power around 407 nm. We believe we could reach 10 mW average power by using mirrors with optimized coatings and by using more efficient nonlinear crystals such as KNbO₃ in place of our LiIO₃ crystal. Many applications such as optical data storage or spectroscopy of biological media require around 10 mW of blue laser light. Thus, once the krypton pump laser is replaced by laser diodes, this source will be suitable for a number of sensors and instruments.

We thank B. Deveaud (CNET Lannion) for the loan of the LiIO₃ crystal.

- ¹J. Y. Allain, M. Monerie, and H. Poignant, *Electron Lett.* **26**, 166 (1990).
- ²R. M. Mcfarlane, F. Tong, A. J. Silversmith, and W. Lenth, *Appl. Phys. Lett.* **52**, 1300 (1988).
- ³M. A. Hanse, J. Qiu, J. M. Depuydt, and H. Cheng, *Appl. Phys. Lett.* **59**, 1272 (1991).
- ⁴J. C. Baumert, F. M. Schettenberg, W. Lenth, W. P. Risk, and G. C. Bjorklund, *Appl. Phys. Lett.* **51**, 2192 (1987).
- ⁵G. J. Dixon, C. E. Tanner, and C. E. Wieman, *Opt. Lett.* **14**, 731 (1989).
- ⁶J. T. Lin, *Opt. Quantum Electron.* **22**, S283 (1990).
- ⁷S. A. Payne, L. L. Chase, L. K. Smith, W. L. Kway, and H. W. Newkirk, *J. Appl. Phys.* **66**, 1051 (1989).
- ⁸R. Shep, J. F. Myers, H. B. Seneze, A. Resenberg, R. C. Morris, and M. Long, *Opt. Lett.* **16**, 820 (1991).
- ⁹M. Stalder, B. H. T. Chai, and M. Bass, *Appl. Phys. Lett.* **58**, 216 (1991).