



HAL
open science

Implementation of a non-deterministic optical noiseless amplifier

Franck Ferreyrol, Marco Barbieri, Rémi Blandino, Simon Fossier, Rosa Tualle-Brouri, Philippe Grangier

► **To cite this version:**

Franck Ferreyrol, Marco Barbieri, Rémi Blandino, Simon Fossier, Rosa Tualle-Brouri, et al.. Implementation of a non-deterministic optical noiseless amplifier. *Physical Review Letters*, 2010, 104, pp.123603. <10.1103/PhysRevLett.104.123603>. <hal-00553571>

HAL Id: hal-00553571

<https://iogs.hal.science/hal-00553571v1>

Submitted on 4 Dec 2015

HAL is a multi-disciplinary open access archive for the deposit and dissemination of scientific research documents, whether they are published or not. The documents may come from teaching and research institutions in France or abroad, or from public or private research centers.

L'archive ouverte pluridisciplinaire **HAL**, est destinée au dépôt et à la diffusion de documents scientifiques de niveau recherche, publiés ou non, émanant des établissements d'enseignement et de recherche français ou étrangers, des laboratoires publics ou privés.



HAL Authorization

Implementation of a Nondeterministic Optical Noiseless Amplifier

Franck Ferreyrol, Marco Barbieri, Rémi Blandino, Simon Fossier, Rosa Tualle-Brouri, and Philippe Grangier

Groupe d'Optique Quantique, Laboratoire Charles Fabry, Institut d'Optique, CNRS, Université Paris-Sud, Campus Polytechnique, RD 128, 91127 Palaiseau cedex, France

(Received 10 December 2009; published 24 March 2010)

Quantum mechanics imposes that any amplifier that works independently on the phase of the input signal has to introduce some excess noise. The impossibility of such a noiseless amplifier is rooted in the unitarity and linearity of quantum evolution. A possible way to circumvent this limitation is to interrupt such evolution via a measurement, providing a random outcome able to herald a successful—and noiseless—amplification event. Here we show a successful realization of such an approach; we perform a full characterization of an amplified coherent state using quantum homodyne tomography, and observe a strong heralded amplification, with about a 6 dB gain and a noise level significantly smaller than the minimal allowed for any ordinary phase-independent device.

DOI: 10.1103/PhysRevLett.104.123603

PACS numbers: 42.50.Dv, 03.67.Hk, 42.50.Ex, 42.50.Xa

Quantum optical detection techniques are so advanced that quantum fluctuations are the main source of noise. Therefore, when amplifying optical signals, one has to look at the intrinsic limitations of the process: any amplifier cannot work independently on the phase of the input unless some additional noise is added [1]. The origin of this limitation is that adding extra noise is needed for the output field to obey Heisenberg's uncertainty relation. Also, it is connected to the impossibility of realizing arbitrarily faithful copies of a quantum signal [2,3], and it is thus deeply rooted in the linear and unitary evolution of quantum mechanical systems.

Various aspects of this limitation have been studied by using optical parametric amplifiers [4–7]. For instance, a nondegenerate optical parametric amplifier amplifies all input phases, and introduces the minimal level of added noise, which degrades the signal-to-noise ratio [1]. The same process, driven in the degenerate regime, may provide amplification preserving the signal-to-noise ratio. However, this occurs in a phase-dependent fashion: only the part of the signal in phase with the pump light will be amplified, while the part which is 90° out of phase with the pump will be deamplified [4,5].

A more intriguing idea is to find a way to tamper with the linear evolution of quantum mechanics; this is actually possible, though nondeterministically, by conditioning our observation upon the result of a measurement [8]. Noiseless amplification can then take place, but only a fraction of the times, and the correct operation is heralded [9,10]. This strategy is commonly adopted for building effective nonlinearities in linear quantum optical gates [11–13].

Here we follow the proposal of Ralph and Lund [9] to demonstrate experimentally that heralded nondeterministic amplification can realize processes which would be impossible for usual amplifiers. Unlike another realization [14], we have direct access to the output state via state tomog-

raphy, so we can provide a complete description of the process, and analyze the limitations arising from nonideal components. Our study is relevant in the long-term view of the integration of amplifiers in quantum communication lines [15].

The conceptual layout of the noiseless amplifier is presented in Fig. 1. The operating principle is closely related to quantum teleportation [16–19], and is actually a variation of the quantum scissors protocol [20,21]: the phase and amplitude information of the input are transferred via a generalized teleportation onto a superposition of the vacuum and a single photon. If the input is not too large, such superposition is still adequate to describe a coherent state with a good fidelity. The amplification is allowed by the use of a nonmaximally entangled resource [9].

More in detail, a coherent state $|\alpha\rangle$ is fed into the input mode of the amplifier; at the same time an auxiliary single-

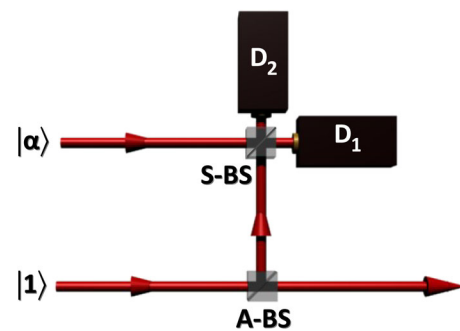


FIG. 1 (color online). Conceptual layout of the noiseless amplifier. A single photon is split on an asymmetric beam splitter (A-BS). The input state $|\alpha\rangle$ is superposed with reflected output of the A-BS on asymmetric beam splitter (S-BS). A successful run of the amplifier is flagged by a single-photon event on detector D_1 and no photons on detector D_2 . The transmitted mode constitutes the output mode of the amplifier, and is approximately in an amplified state $|g\alpha\rangle$, conditioned on the right detection events, as described by Eq. (1).

photon beam is provided, and split onto an asymmetric beam splitter (A-BS) with reflectivity r ; this prepares the two-mode entangled state $\sqrt{1-r^2}|1\rangle_T|0\rangle_R + r|0\rangle_T|1\rangle_R$, where T, R denote the output modes of the A-BS. We perform a collective measurement on the input state and part of the entangled state, in our case the R mode; this consists in superposing them on a symmetric beam splitter (S-BS), and performing photon counting at the outputs. A successful event is flagged by a single-photon detection by the detector D_1 , and no photons detected by the detector D_2 ; conditioned on this event, the (non normalized) state of the T mode, which represents the output of our amplifier, is [9]

$$e^{-\|\alpha\|^2/2} \frac{r}{\sqrt{2}} \left(|0\rangle + \frac{\sqrt{1-r^2}}{r} \alpha |1\rangle \right). \quad (1)$$

The output is thus prepared approximately in the coherent state $|g\alpha\rangle$, with $g = \frac{\sqrt{1-r^2}}{r}$; the probability of this event is given by the squared norm of the state (1): $P = e^{-\|\alpha\|^2} \frac{r^2}{2} (1 + g^2\|\alpha\|^2)$. Events where D_2 detects one photon and D_1 detects none can still be accepted by using an active phase modulation [9]. Such conditioning is responsible for the dependence of the output beam on the input. In fact, if we observe the output unconditionally, we would find a mixture of the vacuum and the one-photon states carrying no information about $|\alpha\rangle$.

The main limitation of the amplifier is the size of input state: for its correct operation it is necessary that $g^2\|\alpha\|^2 \ll 1$. Larger coherent states can be amplified by splitting the input into several modes, each one with an acceptable size for the amplifier. These modes are then

amplified individually, and finally recombined nondeterministically on a single mode [9]. Here we will focus on small values of $\|\alpha\|^2$, which are relevant for continuous-variable quantum cryptography [22].

Single photons are produced by using spontaneous parametric down-conversion in a nonlinear crystal. This process generates photon pairs in two correlated modes; the presence of a single photon on one mode is inferred by a click on a single-photon detector D_0 placed on the other twin mode [23]. Our down-conversion source is based on a 100 μm thick KNbO_3 slab, pumped by doubled Ti:sapphire laser pulses ($P_{\text{max}} = 3.3$ mW, $\lambda_p = 423.5$ nm, $\Delta t = 220$ fs, repetition frequency $\Delta\nu = 800$ kHz). Phase matching is temperature-tuned to obtain frequency degenerate emission at an angle $\sim 3^\circ$. The amplifier works conditionally on a coincidence count between D_0 and D_1 . Because of the limited efficiency of our single-photon detection, D_2 can be dropped from the actual implementation without significantly affecting the performance of the amplifier.

We used homodyne detection and a maximum-likelihood reconstruction algorithm [24] to determine the Wigner quasiprobability distribution of the output of our amplifier for several values of $\|\alpha\|^2$. A nominal value $g = 2$ corresponding to a 6 dB gain in intensity was set by adjusting the A-BS. Each state tomography is reconstructed from a set of 200 000 points divided into 12 histograms according to the measured quadrature. The measured success rates depend on the amplitude, and ranges from $\sim 1\%$ for $\|\alpha\| \approx 0.1$ up to $\sim 6\%$ for $\|\alpha\| \approx 1$. The Wigner functions shown in Fig. 2 summarize the behavior of the amplifier for growing input amplitudes: even for small amplitudes, $\|\alpha\| = 0.1$, one can observe

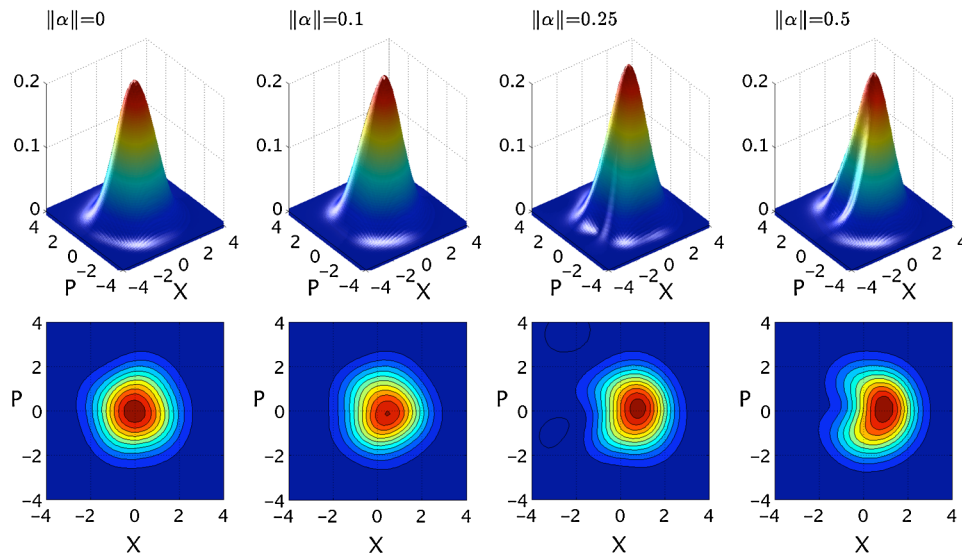


FIG. 2 (color online). Experimental results for the Wigner functions illustrating the evolution of the output state. For each value of $\|\alpha\|$ we show a 3D and a contour plot of the Wigner function. These results are obtained directly from raw homodyne data, without corrections for the detection efficiency. The value of α is arbitrarily chosen to be real and positive, but the results would be the same for any other choice, since the amplifier gain is phase independent.

small departures from the circular shape of a coherent state, in particular, different widths along the amplitude quadrature X and the phase quadrature P . As the amplitude grows, $\|\alpha\| = 0.25$, and $\|\alpha\| = 0.5$, those departures become more important. These nontrivial structures are intrinsic to the amplifier: they arise from the fact that the output state (1) is non-Gaussian (a superposition of vacuum and one-photon states). As such, it provides an approximation to a coherent state becoming less satisfactory as $\|\alpha\|$ grows. It is important then to identify a region in which the gain remains roughly constant, and departures from a round shape are negligible. This sets the maximal value of $\|\alpha\|$ that can be amplified in a single stage.

We quantify the effective amplification by introducing an effective gain:

$$g_{\text{eff}} = \frac{\langle X_{\text{out}} \rangle}{\langle X_{\text{in}} \rangle}, \quad (2)$$

where X_{out} , (X_{in}) is the amplitude quadrature of the output (input) field.

We have used two different methods for characterizing the input and output states: the output is analyzed with the homodyne detection, while the input is measured using a photon counting avalanche photodiode. This allows us to characterize both beams while the amplification scheme is running. On the input side, the amplitude $\|\alpha\|$ is measured with the detector D_1 , relating the observed count rate C when blocking the single-photon beam; calling μ the detection efficiency, the value of $\|\alpha\|$ is calculated from the relation [25] $C = \Delta\nu(1 - e^{-\mu\|\alpha\|^2})$. From this measurement, we can obtain the value $\langle X_{\text{in}} \rangle = 2\alpha$, for α real. This evaluation has been checked to be fully consistent with the homodyne result, directly performed on the input beam when calibrating the system.

We consider the values $\langle X_{\text{out}} \rangle$ and $\langle X_{\text{in}} \rangle$ just before and just after the amplifier. The ratio of these two quantities would be unchanged if we use the values measured with the same homodyne efficiency η_{HD} , since $\langle X_m \rangle = \sqrt{\eta_{\text{HD}}} \langle X \rangle$. The homodyne efficiency is estimated as $\eta_{\text{HD}} = 0.68$, and originates from imperfect mode-matching (0.9), limited optical transmittivity (0.87), and limited quantum yield of the photodiodes (0.97). Experimental data are compared with a model taking into account the main imperfections of our setup: limited quality of our single-photon state, due to multi-pair emission and parasite processes [23,26]; imperfect mode-matching between the single photon and the coherent beams; finite photon counting detection efficiency. Our entangled resource is still satisfactory for small coherent states ($\|\alpha\| < 0.1$), for which the observed gain remains close to the target value $g = 2$ [Fig. 3(a)].

The noiseless behavior of our amplifier is analyzed in terms of its “equivalent input noise” (EIN), also called “noise referred to the input” [27–30]:

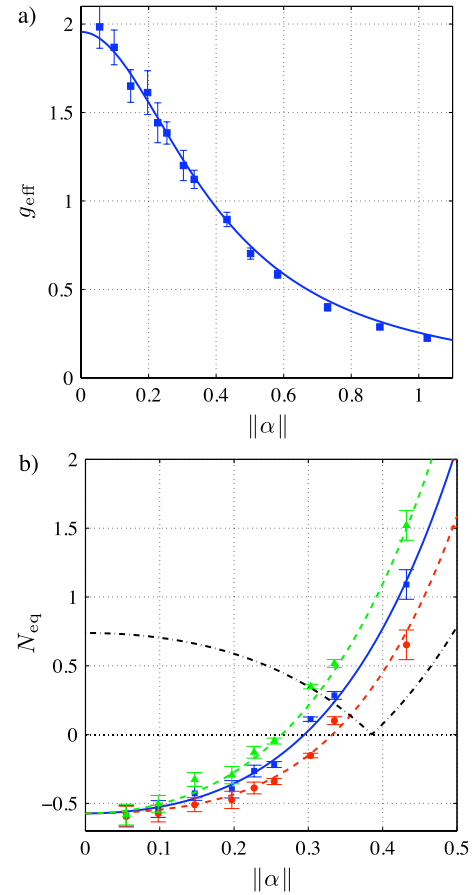


FIG. 3 (color online). Experimental test of the noiseless optical amplifier. (a) effective phase-independent gain as a function of the input state amplitude. The solid line is the prediction from a model accounting for the main imperfection of our setup. The relevant values of $\|\alpha\|$ are smaller than 0.1. (b) since the noise of the amplified state is not fully circular in phase space (see Fig. 2), homodyne detections with different phases will see different noises. Therefore, we plot the average EIN (■), maximal EIN (▲), and minimal EIN (●) as a function of the input state amplitude $\|\alpha\|$. Our model predicts the solid line for the average EIN, and dashed lines for the minimal and maximal EIN in the output state. We also report as a reference (dotted line) the minimal noise attained with a nondegenerate parametric amplifier [1] for $g_{\text{eff}} > 1$ and with a beam splitter model [25] for $g_{\text{eff}} < 1$. For small $\|\alpha\|$, N_{eq} is clearly negative.

$$N_{\text{eq}} = \frac{\langle \delta X_{\text{out}}^2 \rangle}{g_{\text{eff}}^2} - \langle \delta X_{\text{in}}^2 \rangle, \quad (3)$$

where $\langle \delta X^2 \rangle$ is the variance of the X quadrature just at the output of the amplifier, and is related to the measured value $\langle \delta X_m^2 \rangle$ by the relation $\langle \delta X^2 \rangle = 1 + \frac{\langle \delta X_m^2 \rangle - 1}{\eta_{\text{HD}}}$. This figure is the quantum optical analogue to the one adopted in electronics [28,29]; it tells how much noise must be added to the input noise level, in order to mimic the observed output noise for the given gain. In Fig. 3(b), N_{eq} is shown as a function of the input amplitude; we report both the mini-

mal and the maximal EIN, corresponding to the X and P quadratures, respectively (Fig. 2), and the EIN averaged over the 12 quadratures corresponding to our histograms. We also report the predicted N_{eq} obtained with a phase-independent parametric amplifier driven at gain g_{eff} . Our data demonstrate how the noiseless amplification actually occurs for all quadratures at the same time; the amplified state remains approximately round when $\|\alpha\| < 0.1$. Outside this region, our amplifier quickly reaches its saturation regime, where the operation is severely compromised.

Some excess noise is present mostly due to multiphoton events on the auxiliary mode. This noise can be reduced only at expenses of the single-photon generation rate. The reported value represents the best experimental trade-off between count rate and excess noise we have achieved on our setup.

The EIN parameter is always positive in ordinary amplifiers, as these cannot improve the quality of the entering signal. In the present case, it may become negative for specific heralded events; obviously, when considering the whole set of events, we always observe a behavior compatible with quantum mechanics. Indeed, we can give a simple argument to show that the amplifier cannot increase the overall information if used at the receiving site of a transmission line. Let us consider the mutual information I_{AB} between two parties sharing a Gaussian distribution of coherent states [30]: $I_{AB} = \frac{1}{2} \ln(1 + \mathcal{R})$, where \mathcal{R} denotes the signal-to-noise ratio. The amplifier modifies the expression above as: $I_{AB}^{\text{amp}} \leq P \ln(1 + g^2 \mathcal{R})$, where $2P$ is the success probability when allowing for both heralding events. In the limit of small coherent states one gets

$$I_{AB}^{\text{amp}} \leq \frac{r^2}{2} g^2 \mathcal{R} = \frac{1 - r^2}{2} \mathcal{R} \simeq (1 - r^2) I_{AB}.$$

This shows that the success probability of amplification is small enough not to increase the overall mutual information, remaining thus consistent with the general limits imposed by quantum mechanics.

Our investigation demonstrates that some processes that are forbidden with unitary operations can be actually observed in experiments based on quantum measurement and post-selection. Furthermore, we have shown that our amplifier is quite robust against many experimental imperfections, making it a valuable resource for quantum communication and opening the way to its applications to more complex state. In particular, our device can be adopted for the amplification of a beam from a two-mode squeezed vacuum to achieve nondeterministic entanglement distillation [9].

We acknowledge discussions with T. Debuisschert, F. Fuchs, A. Leverrier, and A. Ourjoumtsev. This work is supported by the EU project COMPAS and the ANR SEQURE. F.F. is supported by C’Nano-Ile de France.

M.B. is supported by the project ‘‘MCQM’’ of the RTRA ‘‘Triangle de la Physique.’’

-
- [1] C. M. Caves, Phys. Rev. D **26**, 1817 (1982).
 - [2] W. K. Wootters and W. H. Zurek, Nature (London) **299**, 802 (1982).
 - [3] U. L. Andersen, V. Josse, and G. Leuchs, Phys. Rev. Lett. **94**, 240503 (2005).
 - [4] J. A. Levenson, I. Abram, Th. Rivera, P. Fayolle, J. C. Garreau, and P. Grangier, Phys. Rev. Lett. **70**, 267 (1993).
 - [5] A. Levenson, I. Abram, Th. Rivera, and P. Grangier, J. Opt. Soc. Am. B **10**, 2233 (1993).
 - [6] S. L. Braunstein, N. J. Cerf, S. Iblisdir, P. van Loock, and S. Massar, Phys. Rev. Lett. **86**, 4938 (2001).
 - [7] P. T. Cochrane, T. C. Ralph, and A. Dolińska, Phys. Rev. A **69**, 042313 (2004).
 - [8] E. Knill, R. Laflamme, and G. J. Milburn, Nature (London) **409**, 46 (2001).
 - [9] T. C. Ralph and A. P. Lund, arXiv:0809.0326; T. C. Ralph and A. P. Lund, in *Quantum Communication Measurement and Computing Proceedings of 9th International Conference*, edited by A. I. Lvovsky (AIP, New York, 2009), p. 155.
 - [10] J. Fiurášek, Phys. Rev. A **80**, 053822 (2009).
 - [11] T. B. Pittman *et al.*, Phys. Rev. A **68**, 032316 (2003).
 - [12] J. L. O’Brien, G. J. Pryde, A. G. White, T. C. Ralph, and D. Branning, Nature (London) **426**, 264 (2003).
 - [13] B. P. Lanyon *et al.*, Nature Phys. **5**, 134 (2009).
 - [14] G. Y. Xiang, T. C. Ralph, A. D. Lund, N. Walk, and G. J. Pryde, arXiv:0907.3638.
 - [15] S. Fossier, E. Diamanti, T. Debuisschert, R. Tualle-Brouri, and P. Grangier, J. Phys. B **42**, 114014 (2009).
 - [16] C. H. Bennett *et al.*, Phys. Rev. Lett. **70**, 1895 (1993).
 - [17] D. Bouwmeester *et al.*, Nature (London) **390**, 575 (1997).
 - [18] D. Boschi *et al.*, Phys. Rev. Lett. **80**, 1121 (1998).
 - [19] A. Furusawa *et al.*, Science **282**, 706 (1998).
 - [20] D. T. Pegg, L. S. Phillips, and S. M. Barnett, Phys. Rev. Lett. **81**, 1604 (1998).
 - [21] S. A. Babichev, J. Ries, and A. I. Lvovsky, Europhys. Lett. **64**, 1 (2003).
 - [22] A. Leverrier and P. Grangier, Phys. Rev. Lett. **102**, 180504 (2009).
 - [23] A. Ourjoumtsev, R. Tualle-Brouri, and P. Grangier, Phys. Rev. Lett. **96**, 213601 (2006).
 - [24] A. I. Lvovsky, J. Opt. B **6**, S556 (2004).
 - [25] D. F. Walls and G. J. Milburn, *Quantum Optics: An introduction* (Springer-Verlag, Berlin, 2008).
 - [26] A. Ourjoumtsev, H. Jeong, R. Tualle-Brouri, and P. Grangier, Nature (London) **448**, 784 (2007).
 - [27] P. Grangier, J. M. Courty, and S. Reynaud, Opt. Commun. **89**, 99 (1992).
 - [28] J. F. Roch, J. P. Poizat, and P. Grangier, Phys. Rev. Lett. **71**, 2006 (1993).
 - [29] J.-Ph. Poizat, J.-F. Roch, and P. Grangier, Ann. Phys. (Paris) **19**, 265 (1994).
 - [30] F. Grosshans, G. Van Assche, J. Wenger, R. Brouri, N. J. Cerf, and P. Grangier, Nature (London) **421**, 238 (2003).