



HAL
open science

Diode pumping of Nd:ASL and its frequency doubling for blue emission around 450 nm

David Pabœuf, Gaëlle Lucas-Leclin, Patrick Georges, Bernd Sumpf, Götz Erbert, Cyrille Varona, Pascal Loiseau, Gérard Aka, Bernard Ferrand

► **To cite this version:**

David Pabœuf, Gaëlle Lucas-Leclin, Patrick Georges, Bernd Sumpf, Götz Erbert, et al.. Diode pumping of Nd:ASL and its frequency doubling for blue emission around 450 nm. Photonics West - LASE 2008, Jan 2008, San Jose, United States. pp.87112, 10.1117/12.769125 . hal-00531355

HAL Id: hal-00531355

<https://iogs.hal.science/hal-00531355v1>

Submitted on 2 Nov 2010

HAL is a multi-disciplinary open access archive for the deposit and dissemination of scientific research documents, whether they are published or not. The documents may come from teaching and research institutions in France or abroad, or from public or private research centers.

L'archive ouverte pluridisciplinaire **HAL**, est destinée au dépôt et à la diffusion de documents scientifiques de niveau recherche, publiés ou non, émanant des établissements d'enseignement et de recherche français ou étrangers, des laboratoires publics ou privés.

Diode pumping of Nd:ASL and its frequency doubling for blue emission around 450 nm

David Paboeuf^{*a}, Gaëlle Lucas-Leclin^a, Patrick Georges^a, Bernd Sumpf^b, Götz Erbert^b, Cyrille Varona^c, Pascal Loiseau^c, Gérard Aka^c, Bernard Ferrand^d

^aLaboratoire Charles Fabry de L'Institut d'Optique, CNRS, Univ Paris-Sud, Campus Polytechnique, RD128, 91127 Palaiseau Cedex, France;

^bFerdinand Braun Institut für Höchstfrequenztechnik, Albert-Einstein-Strasse 11, 12489 Berlin, Germany

^cLaboratoire de Chimie de la Matière Condensée de Paris, CNRS, ENSCP, 11 rue P. et M. Curie, 75231 Paris, France

^dLaboratoire de Cristallogénèse Appliquée, CEA – LETI 17 Rue des martyrs, 38054 Grenoble, France

ABSTRACT

We present the diode pumping of a Nd-doped strontium and lanthanum (Nd:ASL) crystal $\text{Sr}_{1-x}\text{La}_x\text{yNd}_y\text{Mg}_x\text{Al}_{12-x}\text{O}_{19}$ ($0.05 \leq x \leq 0.5$; $y = 0.05$) for second harmonic generation around 450 nm. In order to fulfill the pumping requirements of this crystal, we have developed a high-brightness pump source based on a tapered amplifier in an extended cavity with a volume Bragg grating for wavelength stabilization. A pump brightness of $110 \text{ MW}\cdot\text{cm}^{-2}\cdot\text{sr}^{-1}$ has been obtained with a linewidth lower than 80 pm at 798 nm. This laser source has been used to pump a Nd:ASL crystal to obtain 300 mW at 906 nm and 53 mW at 453 nm by intracavity doubling with a LBO crystal.

Keywords: diode pumped solid-state lasers, rare earth, second harmonic generation, neodymium, volume holographic grating,

1. INTRODUCTION

Diode-pumped solid-state lasers operating in the blue spectral range have a large number of applications ranging from high-density optical data storage to phototherapy and medical diagnostic. One way to design such a laser is to perform non linear conversion of a near infrared laser line. The neodymium $4F_3/2 - 4I_9/2$ laser transition is one of the most used for the initial infrared source since it allows emission around 900 nm. For instance, efficient frequency doubling has been demonstrated with Nd:YAG (473 nm)[1], Nd:YVO4 (456 nm) [2] and Nd:GdVO4 (456 nm) [3]. In order to reach deeper blue wavelengths, two ways are possible. The first one is to design a cavity emitting on a deeper Stark sub-level with a conventional Nd-doped crystal; quasi-3-level laser emission at 899 nm in Nd:YAG has indeed been recently demonstrated [4]. Another solution consists in developing new neodymium-doped laser materials.

Among them, Nd-doped strontium and lanthanum (Nd:ASL) crystal $\text{Sr}_{1-x}\text{La}_x\text{yNd}_y\text{Mg}_x\text{Al}_{12-x}\text{O}_{19}$ is very promising since its quasi-three-level transition is located at 900 nm, one of the lowest existing in Nd-doped crystals[5]. Unfortunately, the absorption transitions of Nd:ASL are narrow-band ($< 3 \text{ nm}$) and located at 792 nm and 798 nm (see Fig. 7) where commercial high power laser diodes are difficult to find. Moreover the quasi-3-level operation of the laser implies that the lower level of the laser transition is thermally populated. A bright enough pump source is then required to exceed the transparency intensity ($3 \text{ kW}\cdot\text{cm}^{-2}$) and get a positive gain. Under Ti:Sa pumping at 792 nm, 1.67 W of infrared laser at 900 nm have been demonstrated in [6]. Furthermore, intracavity doubling with a BiBO crystal produced 320 mW of blue laser power at 450 nm. In regard with these efficient results, the demonstration of the diode pumping of this crystal would be an interesting improvement in terms of compacity and wall-plug efficiency. With this purpose, we have developed our own high-brightness wavelength-stabilized pumping source at 798 nm based on a tapered amplifier in extended cavity with a volume Bragg grating.

In this paper, we first present the design and characteristics of the pumping source and then the use of this source to perform infrared emission and intracavity second harmonic generation in Nd:ASL.

*david.paboeuf@institutoptique.fr

2. DESIGN AND CHARACTERIZATION OF THE PUMPING SOURCE

2.1 Tapered laser diodes

Tapered laser diodes are one of the most promising designs proposed for high brightness emission in the 1-W power range. It consists of a single-mode ridge acting as a spatial filter and a large tapered amplifying section. Several achievements have been described in the literature, demonstrating high output powers in a nearly diffraction-limited beam [7-9]. A super-large optical-cavity structure (SLOC) for emission around 800 nm has been designed as in [9]. The active region consists of a single GaAsP quantum well embedded in a 3- μm thick $\text{Al}_{0.45}\text{Ga}_{0.55}\text{As}$ waveguide. The vertical far-field angle was as low as 18.3° (FWHM) and 95% of the power was included in an angle of 32.5° . The length L_r of the index-guided straight ridge section was 2 mm, and the angle of the gain-guided tapered section was $\varphi = 4^\circ$. The full amplifier length was 4 mm. The front facet had a reflectivity R_f of 0.5% whereas the rear facet reflectivity R_r was $< 5 \times 10^{-3}$. The devices were mounted p-side (epi-side) down on CuW submounts and, thereafter, on C-mounts. No laser emission was observed from these devices, but amplified spontaneous emission in a ~ 25 nm spectral range. With the same design ($L_r = 1$ mm, $\varphi = 4^\circ$) but coatings $R_f \approx 0.1\%$ on the front facet and $R_r \approx 94\%$ on the rear facet, a tapered laser diode has demonstrated an output power of about 4 W and a beam quality parameter $M2 < 1.9$ [9].

2.2 Volume Bragg gratings

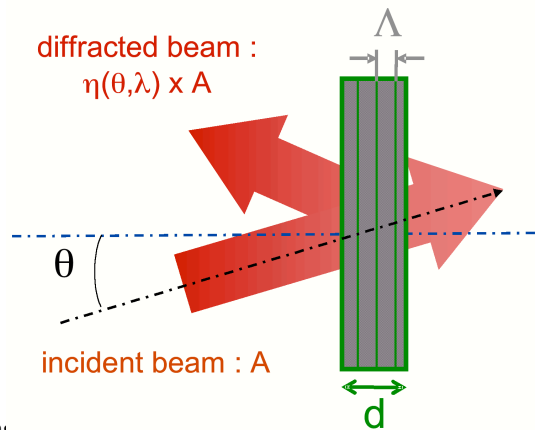


Fig.1 Schematic of a reflecting

Volume Bragg gratings have appeared to become essential optical components in the recent years, with a high spectral selectivity, low losses and reflectivity from a few % to 100 %. It consists of a photo-refractive glass in which an index modulation has been recorded under UV illumination. Bragg gratings act as spectral and angular filter according to the Bragg condition: $\cos(\theta) = \lambda / (2n_0\Lambda)$. For a reflecting volume Bragg grating (VBG) with unslanted index fringes characterized by a thickness d , a grating period Λ , an average index n_0 and an index modulation Δn (see Figure 1), the diffraction efficiency $\eta(\theta, \lambda)$ using the same notations as in [10], is given by :

$$\eta = \left(1 + \frac{1 - \frac{\xi^2}{v^2}}{sh^2 \left(\sqrt{v^2 - \xi^2} \right)} \right)^{-1} \quad (1)$$

ξ characterizes the mismatch to the Bragg condition. The computation of the diffraction efficiency in respect with the incident angle of the beam and wavelength for a 0.7-mm-thick VBG designed to reflect 20% at 798 nm is presented on Figure 2. From these calculations, the spectral selectivity of the grating is evaluated to 300pm (full-width at $1/e^2$) and its angular selectivity to 2° (full-width at $1/e^2$).

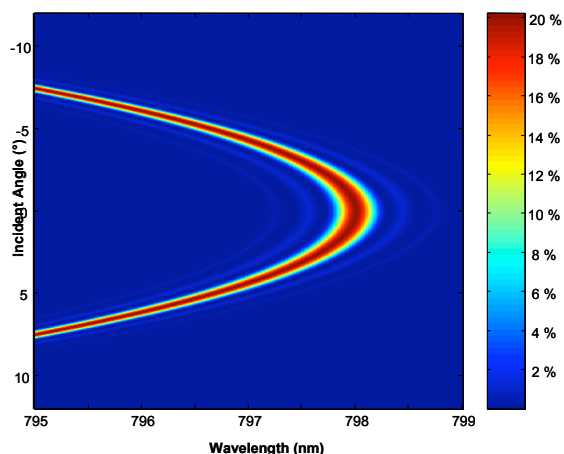


Fig.2 Computation of the evolution of the diffraction efficiency of a VBG designed at 798 nm ($d = 0.7 \text{ mm}$, $\Delta n = 1.746 \times 10^{-4}$, $\lambda_B = 798 \text{ nm}$)

2.3 Tapered amplifier in extended cavity

The set-up of our tapered amplifier in extended cavity is presented on Figure 3. We used a VBG centered at 798 nm, with a reflectivity of 20 % and a spectral bandwidth of 200 pm, as the back mirror of the extended cavity. The Bragg grating acts as a spectrally selective end-mirror of the external cavity, and the useful output power is emitted from the tapered side. The emission from the ridge side of the tapered amplifier is focused into the Bragg grating with a high-NA aspheric lens pair (Thorlabs C230220P: $f_{\text{coll}} = 4.5 \text{ mm}$ 0.55NA/ $f_{\text{foc}} = 15.4 \text{ mm}$ 0.16NA) for diffraction-limited imaging.

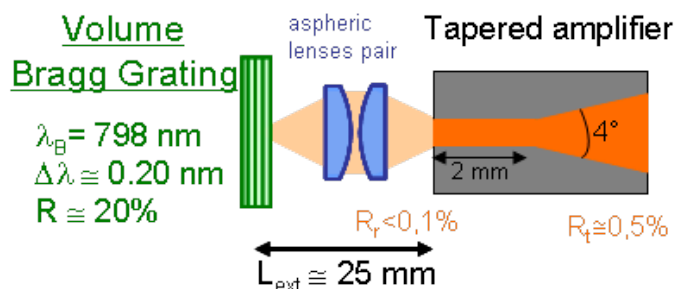


Fig.3 Set-up of the tapered amplifier in extended cavity

The major feature of our external cavity set-up is the focusing of the beam inside the Bragg grating, while it has been designed for a collimated beam. The resulting “cat’s eye” effect improves the mechanical stability of the laser cavity as in self-aligned Littman cavities [11] or interference-filter stabilized external cavities [12]. Here the Bragg grating allows us to take benefit from this helpful effect in both transverse directions. Indeed, we evaluate the precision required on the lens pair position in X and Y directions to about $\pm 45 \mu\text{m}$ for a reduction of the power of 80% with our focused-beam configuration. In the longitudinal axis the misalignments tolerance is $\Delta Z = \pm 12 \mu\text{m}$. These values are much larger than the usual tolerances in collimated-beam configurations.

Whatever the operating current or the temperature, the laser emission was locked on the Bragg wavelength with a very low wavelength shift that remained included into the VBG spectral bandwidth (see Fig. 4). We measured a side-mode suppression ratio higher than 40 dB and a FWHM-linewidth lower than 80 pm (OSA-limited). The threshold of the extended cavity laser diode was as low as 1 A and the slope efficiency reached $0.9 \text{ W} \cdot \text{A}^{-1}$. A maximum output power of 2.5 W has been measured for an operating current of 3.5 A (see Fig. 5). The beam quality parameter (M^2) was as good as 1.2 in both directions for an operating current of 2.5 A (see Fig. 6). At higher operating currents we observed a degradation of the beam quality and measured a M^2 around 3 in the slow axis direction. This result in a pump brightness

of $110 \text{ MW}\cdot\text{cm}^{-2}\cdot\text{sr}^{-1}$. All these features make this pumping source fully suitable to the optical pumping of an Nd:ASL crystal and may result in a major improvement in terms of compactness and wall-plug efficiency compared to Ti:Sa pumping.

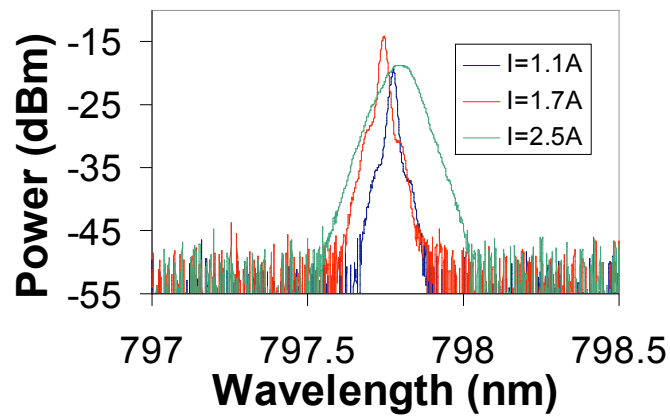


Fig.4 Spectrum of the pumping source for various operating current

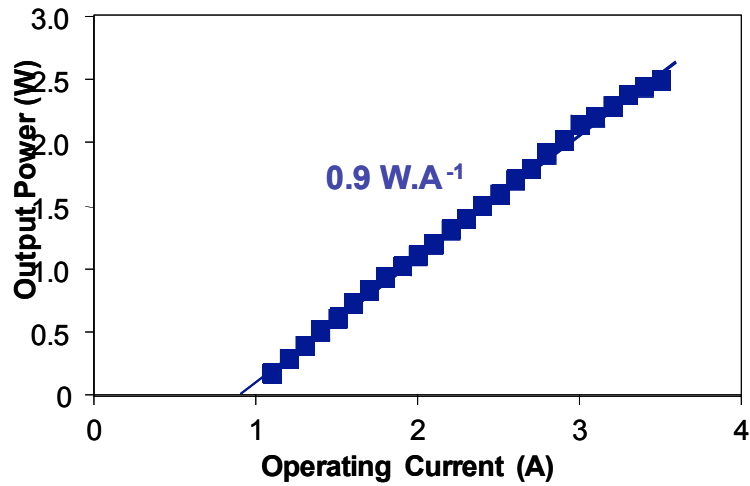


Fig.5 Power characteristic of the pumping source

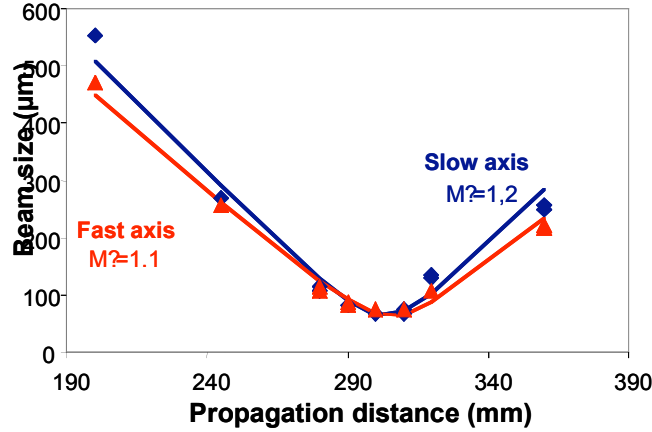


Fig.6 Beam quality factor measurement (I=2A, P=1.1W)

3. INFRARED OPERATION

With quasi-three level lasers, reabsorption at the oscillating wavelength is the main challenge to face. The available pump power being limited, the pump beam has to be strongly focused inside the crystal to reach a high intensity at the waist position. This results in a very diverging beam with reduced pump intensity at the crystal output. Reabsorption may then occur and limit the laser efficiency. Thus, simulations have been carried out to evaluate the gain inside the crystal and determine the theoretical adequate parameters. The small signal gain integrated on the transverse section of the crystal can be written as [13]:

$$g_0(z) = \int_0^{r_c} N \frac{\sigma_{eL} \sigma_{aP} I_p(r, z) h\nu_p - \sigma_{aL} / \tau}{\sigma_{aP} I_p(r, z) h\nu_p - 1/\tau} \times A(r, z) dr \quad (2)$$

where N is the density of neodymium ions in the crystal, σ_{aP} the absorption cross section at the pump wavelength, τ the fluorescence lifetime. $I_p(r, z)$ is the pump intensity taking into account the Gaussian propagation of the pump beam. In the model, we assume there is no change in the spatial profile of the pump due to absorption. σ_{eL} and σ_{aL} are, respectively, the emission and absorption cross sections at the laser wavelength. $A(r, z)$ stands for the Gaussian profile of the laser mode. The double pass gain inside the crystal is given by:

$$G = \int_0^L e^{2g_0(z)} dz \quad (3)$$

The spectroscopic data used are listed in Table 1. The crystal is assumed to be cylindrical with a radius r_c much larger than the beam size. Fig. 8 (left) shows the evolution of g_0 along the crystal for different pump waist radii and an incident pump power of 300 mW close to the experimental threshold values. The laser and pump waists are supposed to be equal and located at the input of the crystal. With a small pump waist (6 μm), the gain is very high at the beginning of the crystal. The beam being very divergent, the gain decreases very quickly and reabsorption occurs beyond a transparency length of ~ 1.4 mm. In contrast, with a too large pump waist, even at the beginning of the crystal, the gain is very low because of the strongly reduced incident pump intensity. We have also computed the evolution of the double pass gain G for different pump waist radii and crystal lengths on Figure 8 (right). From these simulations, we expect the laser gain will be the highest with a waist radius of 10 μm and a crystal length of 2-3 mm.

Table 1 Spectroscopic data of Nd:ASL

σ_{eL} @ 900 nm	σ_{aL} @ 900 nm	σ_{aP}	τ
$2.3 \cdot 10^{-20} \text{ cm}^2$	$4 \cdot 10^{-21} \text{ cm}^2$	$2.8 \cdot 10^{-20} \text{ cm}^2$	380 μs
σ_{eL} @ 906 nm	σ_{aL} @ 906 nm	N (5% at.)	

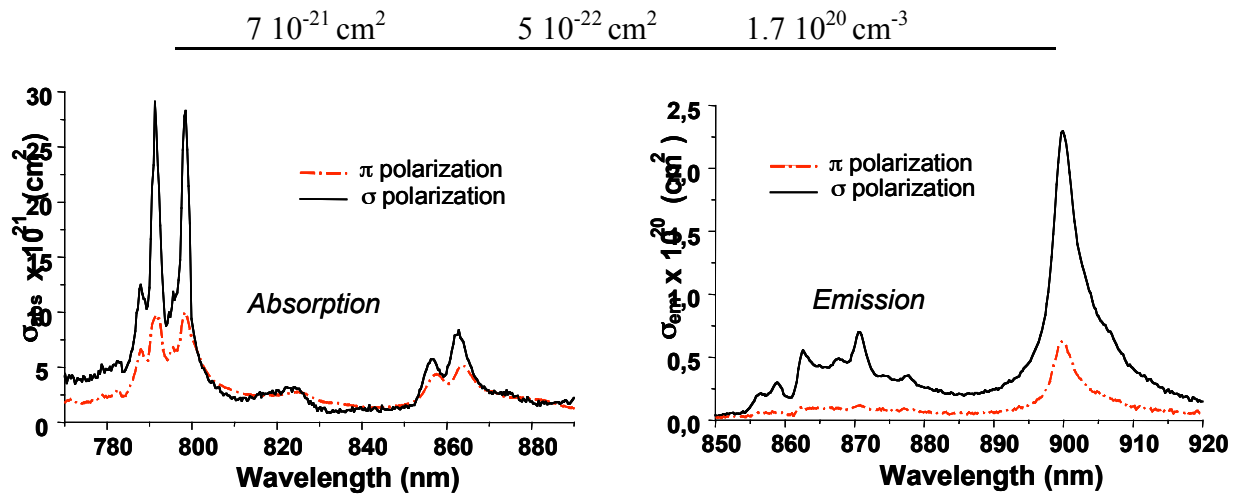


Fig.7 Absorption and emission spectrum of a Nd:ASL crystal

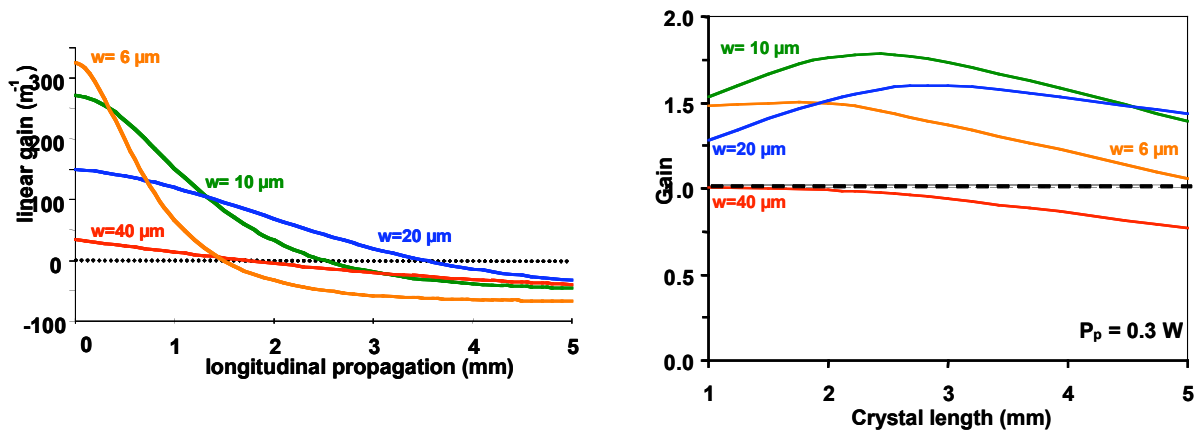


Fig. 8 left : Evolution of the small-signal gain with the crystal length for different pump waist radii – Pump power = 300 mW. right : Evolution of the integrated gain with the crystal length for various pump waist radii at an incident pump power of 300 mW.

We first investigated cw laser emission at 900 nm. The experimental setup is presented in Fig. 9. The strong astigmatism of the tapered amplifier was corrected by use of a cylindrical lens with a focal length of 300 mm to both correct and circularize the pump beam. An optical isolator (isolation factor > 20 dB) has been placed at the output of the tapered amplifier to avoid parasitic back-reflections. The pump waist radius could be varied by changing the focal length of the focusing lens. We used a 5%-doped Nd:ASL ($N \sim 1.7 \cdot 10^{20} \text{ cm}^{-3}$) crystal grown by the Czochralski pulling technique. In order to minimize thermal population of the ground laser level, the copper mount of the Nd:ASL crystal was maintained at 14°C with a water cooling device. The resonator was a simple plane-concave cavity with the plane mirror (HR 900 nm – HT 800 nm) deposited on the input face of the crystal and a 100-mm-curvature concave output mirror transmitting 5% at 900 nm and highly transmitting at the pump wavelength. Both were anti-reflection coated at 1050 nm to prevent laser emission from the intense ${}^4F_{3/2} - {}^4I_{11/2}$ 4-level-transition. In order to maximize the gain and avoid reabsorption the overlap between the laser beam and the pump beam has been optimized by setting up the cavity length and the focus position of the pump beam.

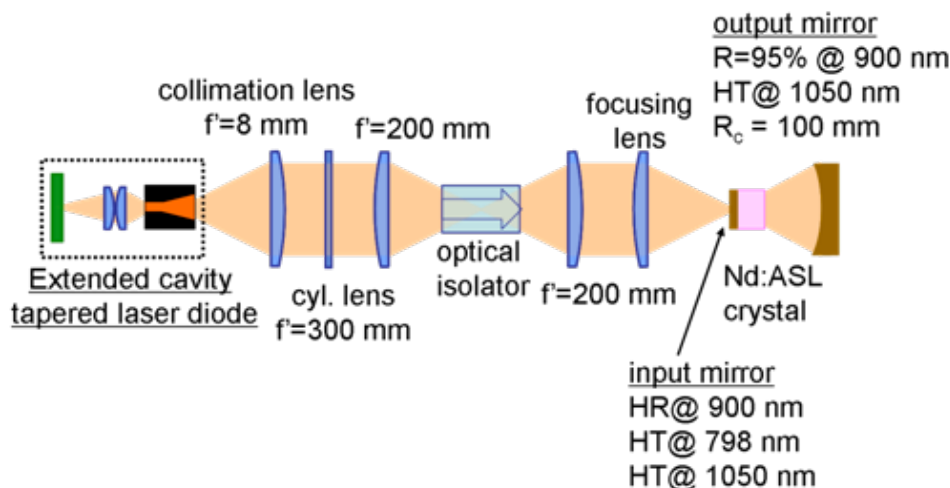


Fig. 9 Experimental setup for cw 900 nm emission of Nd:ASL

As expected, the maximum output power has been obtained with a 3-mm long crystal and a pump waist radius of $10 \mu\text{m}$ corresponding to a $f = 50$ mm-focusing lens. We obtained 156 mW for 1.1 W incident pump power. The threshold was 200 mW. The optical-to-optical slope efficiency was 17%.

In order to evaluate the possibility of intracavity frequency doubling of the infrared beam we have tested a laser cavity with an output coupler highly reflecting at both the laser wavelength ($R = 99.85\%$) and a pump waist increased to $20 \mu\text{m}$. The output mirror was also high reflective for the pump ($R = 99.95\%$), allowing thus pump recycling for increased pump absorption. In these conditions, instead of the 900 nm line obtained previously, we observed a laser emission at 906 nm corresponding to the transition from the ${}^4F_{3/2}$ level to the highest Stark sub-level of the ${}^4I_{9/2}$ level. The output power at 906 nm through the low-transmission concave mirror reached 300 mW at the incident pump power of 1.5 W corresponding to an intracavity power of 200 W. This relatively high value is a consequence of the pump recycling which increases the inversion population in the crystal.

The red-shift of the NdASL laser wavelength with reduced intracavity losses has already been observed with Nd:GdVO₄ laser operating on the same ${}^4F_{3/2} - {}^4I_{9/2}$ transition [14] and with Er:Yb:glass [15]. It is a consequence of the lower absorption cross section at 906 nm as compared to 900 nm (see Table 1). This appears clearly on Fig. 10 which computes the double-pass gain of the two transitions in respect with the pump power taking into account the different experimental set-up. Indeed the threshold at 906 nm is lower than the one at 900 nm in the HR cavity ($G=1.01$). On the contrary with a higher output coupler ($T=5\%$), the lowest threshold is for the 900-nm emission.

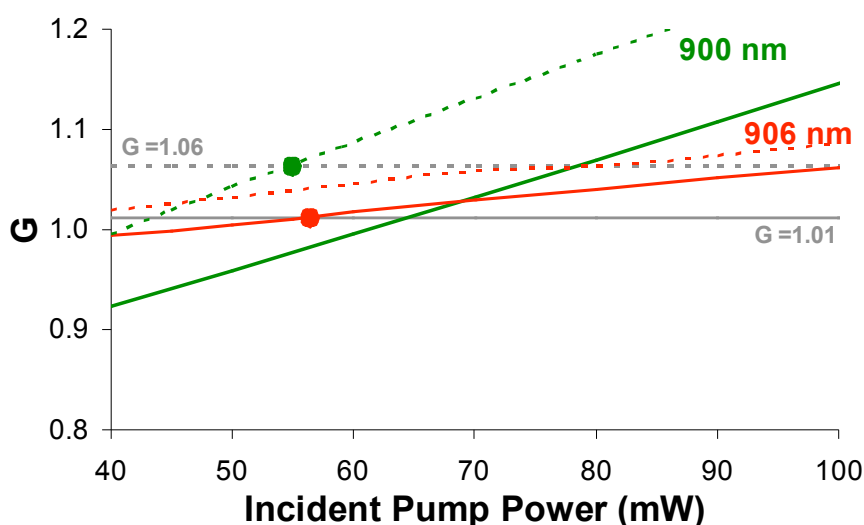


Fig. 10 Threshold gain vs incident pump power for the 2 set-up investigated : solid ($w = 20 \mu\text{m}$, $R = 99.85\%$, pump recycling) , dash ($w = 10 \mu\text{m}$, $R = 95\%$, no pump recycling) for the 900 nm and 906 nm emissions

4. INTRACAVITY SECOND HARMONIC GENERATION

The major aim of this work is to perform intracavity second harmonic generation to reach the blue range. Promising results have already been obtained by intracavity doubling of the Nd:ASL emission under Ti:Sa pumping at 792 nm : 225 mW of blue laser power at 450 nm under 3 W of incident pump power resulting in an optical-to-optical efficiency of 7.5 %, and a power as high as 320 mW with a BiB_3O_6 crystal in the same operating conditions [6]. Under diode pumping, second harmonic generation has then been achieved by inserting a LiB_3O_5 (LBO) crystal into our previous laser cavity (Fig. 12). The LBO crystal was 15-mm long and cut for type-I phase-matching (see Table 2 for its main characteristics). We placed it as close as possible to the Nd:ASL crystal to maximize the intracavity laser intensity. In order to reduce the divergence of the laser beam and match the angular acceptance of the nonlinear crystal, the pump and laser waists have been increased to 20 μm . The temperature of the nonlinear crystal was controlled at 25° C by a Peltier module to adjust and stabilize the phase matching angle of the LBO. We obtained an output power of 53 mW at 453 nm for a maximum pump power of 1.5 W with the 3-mm long Nd:ASL crystal (see Fig. 11). Our results correspond to an optical-to-optical efficiency of 4%. We are mainly limited by the accessible pump power which is limited to 1.5 W. Moreover the results are limited by the degradation of the pump beam from the tapered amplifier at high operating current. The beam was close to the diffraction limit below 40 mW but degraded at maximum output powers with M^2 values around 3.

Table 2 LBO crystal characteristics

length	10 mm
d_{eff}	0.798 pm.V-1
(θ, φ)	(90°, 22.5°)
$\Delta\theta.L @ 906 \text{ nm}$	4.41 mrad.cm

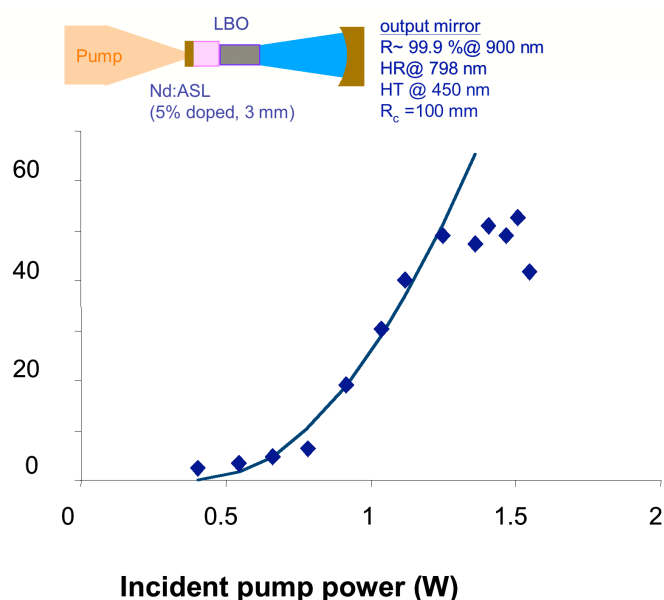


Fig. 11 SHG performance (dot – experimental values, line – parabolic fit) – Inset : experimental set-up for second harmonic generation

5. CONCLUSION

We have demonstrated the first diode pumping of a Nd:ASL crystal. We have developed our own high-brightness wavelength-stabilized pump source based on an extended cavity tapered amplifier with a volume Bragg grating suited to the optical pumping of this crystal (several watts, linewidth < 80pm). It should be noted that the set-up we have used to lock our tapered amplifier in extended cavity can be adapted to other wavelengths with the appropriate volume Bragg grating provided that tapered amplifier structures exist at that wavelength.

A maximum output power of 126 mW at 900 nm has been obtained with a 3-mm long crystal. With a HR output coupler and with pump recycling, we obtained 300 mW at 906 nm. Intracavity frequency doubling has also been performed with a LBO crystal to obtain 53 mW of blue laser at 453 nm. This performance was limited by the beam quality of the pump source at high power. We believe that these results are an important step on the way to a compact and efficient design of a Nd:ASL blue emitting laser. Given the recent results in reliability and power (10W) of tapered laser [16,17], a higher pumping power can be expected which should lead to higher laser powers. Moreover, our results could be improved with a more efficient doubling crystal such as BiBO (BiB_3O_6).

ACKNOWLEDGMENTS

The authors thank Gilles Colas and Christian Beurthe for the polishing of the Nd:ASL crystals. This work has been partially supported by the European Community under the www.BRIGHT.eu integrated project (IP511722). D. Paboeuf acknowledges the funding of his PhD by the French Army (Délégation Générale de l'Armement).

REFERENCES

- ¹ T. Y. Fan and R. L. Byer, "Modeling cw operation of a quasi-three-level 946 nm Nd:YAG laser", *Opt. Lett.* **12**, 809 (1987)
- ² P. Zeller and al., "Efficient, multiwatt, continuous-wave laser operation on the $^4F_{3/2}$ — $^4I_{9/2}$ transitions of Nd:YVO₄ and Nd:YAG", *Opt. Lett.* **25**, 34-36 (2000)
- ³ C. Czeranowsky and al., "Continuous wave diode pumped intracavity doubled Nd:GdVO₄ laser with 840 mW output power at 456 nm", *Opt. Commun.* **205**, 361-365 (2002)
- ⁴ M. Castaing, E. Hérault, F. Balembos, P. Georges, C. Varona, P. Loiseau, G. Aka, "Diode-pumped Nd:YAG laser emitting at 899 nm and below", *Opt. Lett.* **32**, 799 (2007)
- ⁵ A. Lupei, V. Lupei, C. Gheorghe, D. Vivien, G. Aka, P. Aschehoug, "Spectroscopic and structural properties of Nd³⁺ doped strontium lanthanum aluminate laser crystals", *J. Appl. Phys.* **96**, 3057 (2004)
- ⁶ C. Varona, P. Loiseau, G. Aka, B. Ferrand, V. Lupei, "CW blues laser emission by second harmonic generation of 900 nm oscillation of Nd-doped strontium and lanthanum aluminate (ASL)", *Solid-State Lasers and Amplifiers*, Proc. of SPIE, vol. 6190, pp. 27-32 (2006)
- ⁷ H. Wenzel, B. Sumpf, G. Erbert, « High-brightness diode lasers », *C. R. Physique* **4** (2003) 649–661
- ⁸ M. Kelemen, J. Weber, G. Kaufel, G. Bihlmann, R. Moritz, M. Mikulla, G. Weimann, "Tapered diode lasers at 976 nm with 8 W nearly diffraction limited output power", *Electronics Letters* **41(18)** p 1011-13 (2005)
- ⁹ F. Dittmar, B. Sumpf, J. Fricke, G. Erbert and G. Tränkle, « High-Power 808-nm Tapered Diode Lasers With Nearly Diffraction-Limited Beam Quality of $M^2 = 1.9$ at $P = 4.4$ W », *IEEE Photonics Technology Letters* **18 (4)** pp601-603 (2006)
- ¹⁰ H. Kogelnik, *Bell System Tech. Journ.* **48**, 2909-2945 (1969)
- ¹¹ B. Fermigier, G. Lucas-Leclin, J. Dupont, F. Plumelle, M. Houssin "Self-aligned external-cavity semiconductor lasers for high resolution spectroscopy" *Opt. Comm.* **153** no.1-3, p.73-77 (1998)
- ¹² P. Zorabedian and W. Trutna, "Interference-filter-tuned, alignment stabilized, semiconductor external-cavity laser", *Optics Letters* **13 (10)** , 826-828 (1988)

- ¹³ S. Yiou, F. Balembois and P. Georges., "Numerical modeling of a continuous-wave Yb-doped bulk crystal laser emitting on a three-level laser transition near 980 nm", *J. Opt. Soc. Am. B* **22**, 572 (2005)
- ¹⁴ E. Hérault, F. Balembois and P. Georges, "Nd:GdVO₄ as three-level laser at 879 nm" *Opt. Lett.* **31**, 2731 (2006)
- ¹⁵ S. Taccheo, P. Laporta and C. Svelto, "Widely tunable single-frequency erbium-ytterbium phosphate glass laser", *Appl. Phys. Lett.* **68**, 2621 (1996)
- ¹⁶ F. Dittmar, B. Sumpf, G. Erbert and G. Tränkle, "Long-term reliability studies of high-power 808 nm tapered diode lasers with stable beam quality", *Semicond. Sci. Technol.* **22** (2007) 374-379
- ¹⁷ K. Paschke, S. Einfeldt, Ch. Fiebig, A. Ginolas, K. Häusler, P. Ressel, B. Sumpf, and G. Erbert, " 10W reliable operation of 808nm broad-area diode lasers by near-field distribution control in a multistriple contact geometry", *Proc. SPIE 6456, 64560H* (2007)